



Features

- Center amplifying gate
- Metal case with ceramic insulator
- Low on-state and switching losses

Typical Applications

- AC controllers
- DC and AC motor control
- Controlled rectifiers

Part No. Y40KPH-KT39cT			
I_{T(AV)}	750A		
V_{DRM}, V_{RRM}	2000V	2200V	
	2500V	2800V	
	3000V		

SYMBOL	CHARACTERISTIC	TEST CONDITIONS	T _j (°C)	VALUE			UNIT
				Min	Type	Max	
I _{T(AV)}	Mean on-state current	180° half sine wave 50Hz Double side cooled, T _c =70°C	125			750	A
V _{DRM} V _{RRM}	Repetitive peak off-state voltage Repetitive peak reverse voltage	tp=10ms	125	1900		3000	V
I _{DRM} I _{RRM}	Repetitive peak current	at V _{DRM} at V _{RRM}	125			50	mA
I _{TSM}	Surge on-state current	10ms half sine wave	125			10	kA
I ² t	I ² t for fusing coordination	V _R =0.6V _{RRM}				500	A ² s*10 ³
V _{TO}	Threshold voltage		125			1.2	V
r _T	On-state slope resistance					0.78	mΩ
V _{TM}	Peak on-state voltage	I _{TM} =1500A, F= 18kN	25			2.40	V
dv/dt	Critical rate of rise of off-state voltage	V _{DM} =0.67V _{DRM}	125			1000	V/μs
di/dt	Critical rate of rise of on-state current	V _{DM} = 67%V _{DRM} to 1000A, Gate pulse t _r ≤0.5μs I _{GM} =1.5A	125			100	A/μs
Q _{rr}	Recovery charge	I _{TM} =1000A, tp=4000μs, di/dt=-20A/μs, V _R =100V	125		1500		μC
I _{GT}	Gate trigger current	V _A =12V, I _A =1A	25	40		300	mA
V _{GT}	Gate trigger voltage			0.8		3.0	V
I _H	Holding current			20		250	mA
I _L	Latching current					500	mA
V _{GD}	Non-trigger gate voltage	V _{DM} =0.67V _{DRM}	125			0.3	V
R _{th(j-c)}	Thermal resistance Junction to case	At 180° sine double side cooled Clamping force 18kN				0.0280	°C /W
R _{th(c-h)}	Thermal resistance case to heatsink					0.0075	
F _m	Mounting force			15		20	kN
T _{vj}	Junction temperature			-40		125	°C
T _{stg}	Stored temperature			-40		140	°C
W _t	Weight					320	g
Outline	KT39cT40						

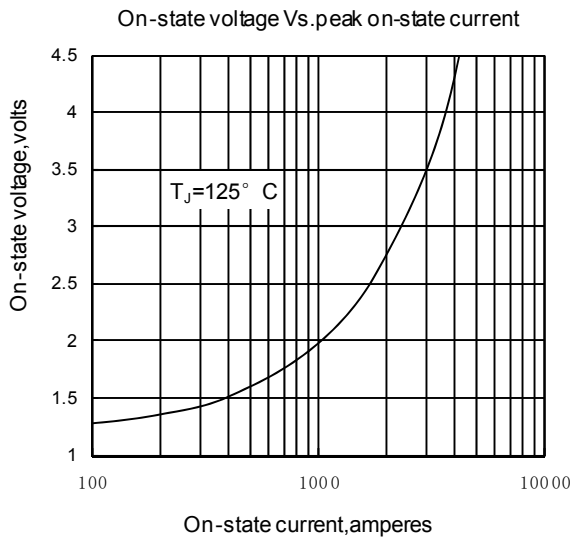


Fig1

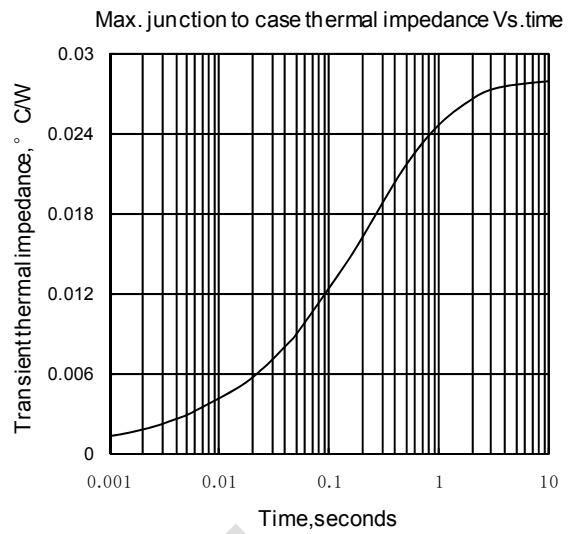


Fig2

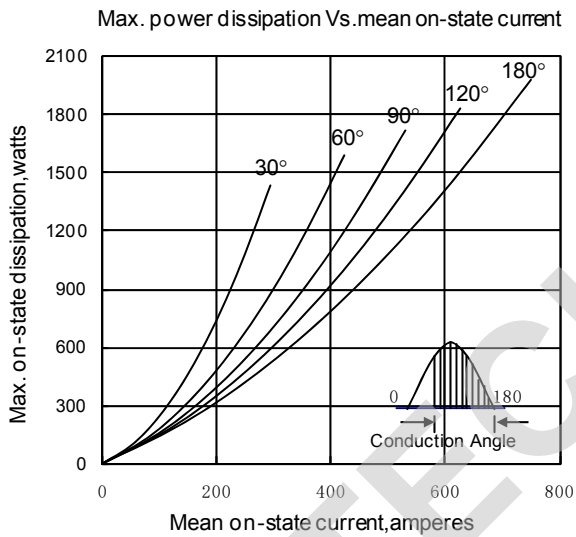


Fig3

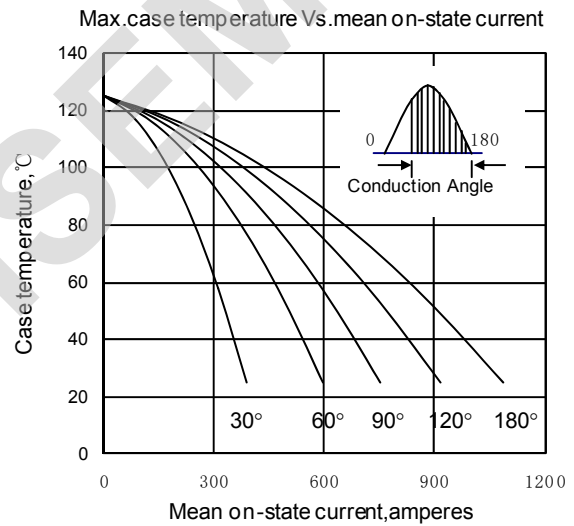


Fig4

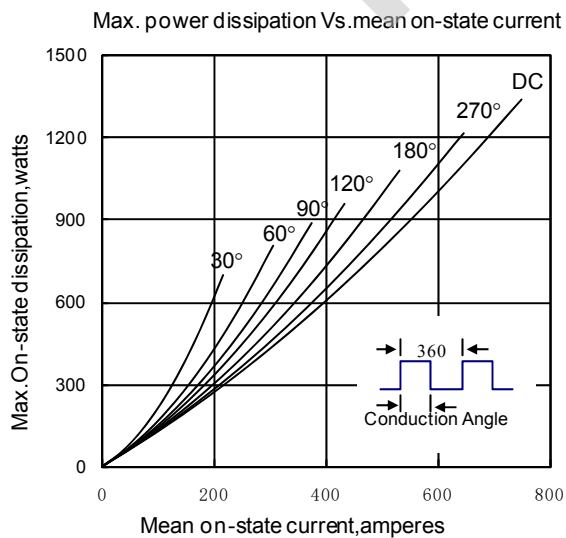


Fig5

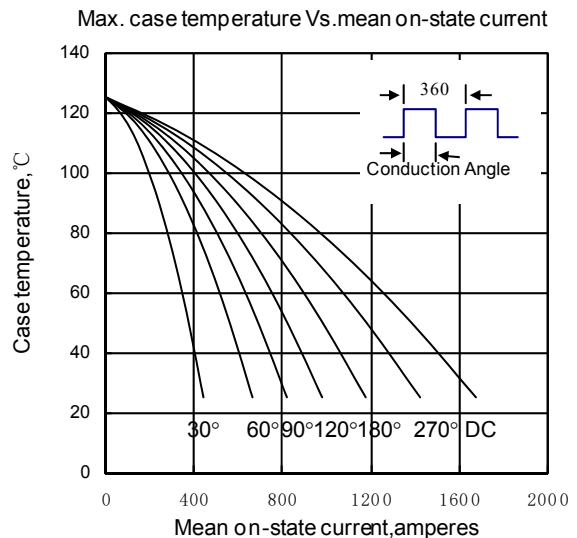


Fig6

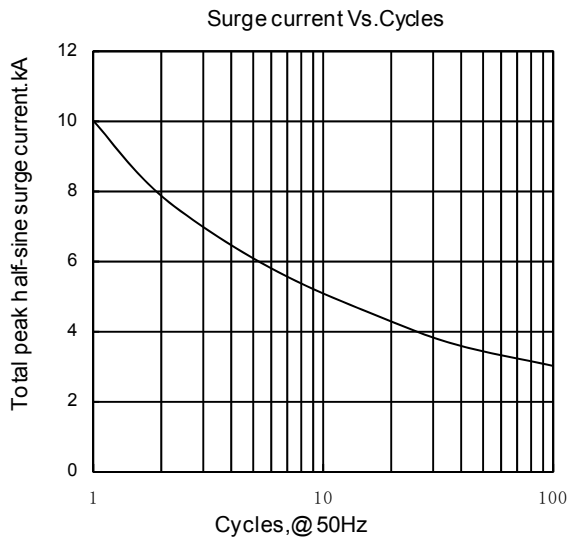


Fig7

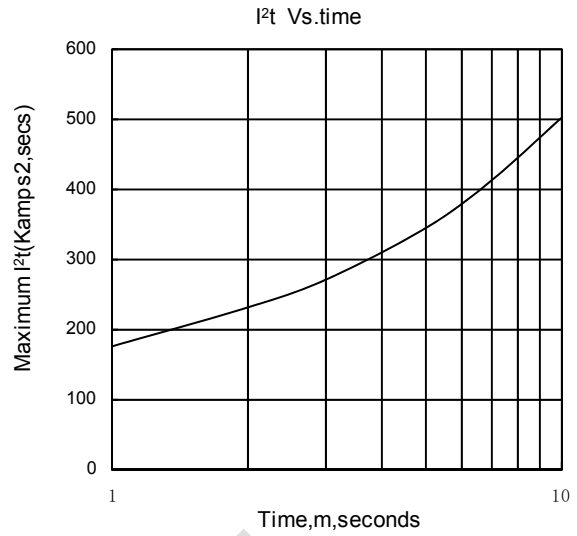


Fig8

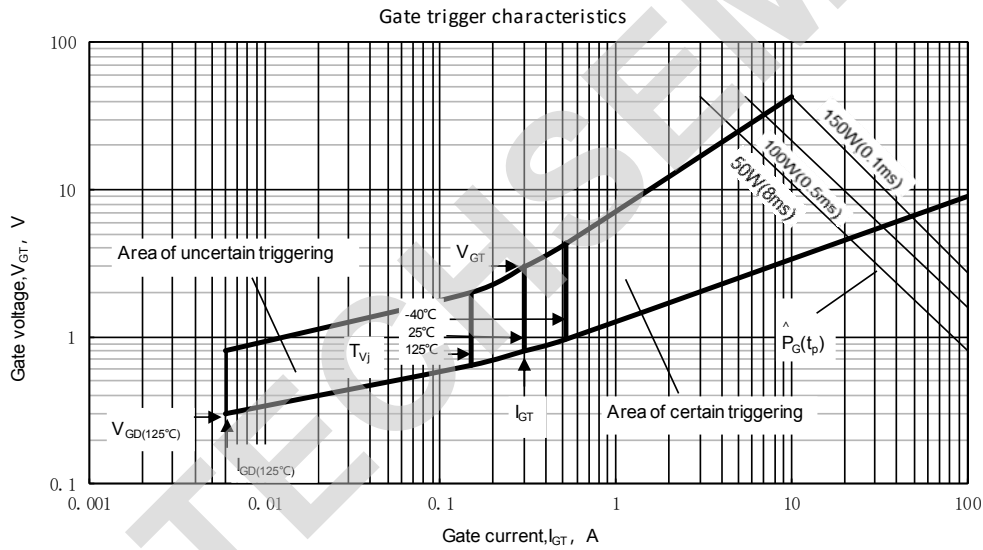
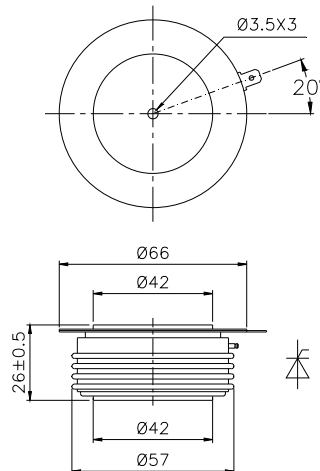


Fig.9

Outline:



TECHSEM reserves the right to change specifications without notice.