



**Features:**

- Isolated mounting base 3000V~
- Pressure contact technology with Increased power cycling capability
- Space and weight saving

**Typical Applications:**

- Various rectifiers
- DC supply for PWM inverter

V <sub>RRM</sub>	Type & Outline
2000V	MDx800-20-411F3
2200V	MDx800-22-411F3
2500V	MDx800-25-411F3
2500V	MD800-25-411F3G

MDx stands for any type of **MDC, MDA, MDK**

SYMBOL	CHARACTERISTIC	TEST CONDITIONS	T <sub>J</sub> (°C)	VALUE			UNIT
				Min	Type	Max	
I <sub>F(AV)</sub>	Mean forward current	180° half sine wave 50Hz Single side cooled, T <sub>C</sub> =60°C	150			800	A
I <sub>F(RMS)</sub>	RMS forward current					1256	A
I <sub>RRM</sub>	Repetitive peak current	at V <sub>RRM</sub>	150			45	mA
I <sub>FSM</sub>	Surge forward current	V <sub>R</sub> =60%V <sub>RRM</sub> , t=10ms half sine,	150			18.0	kA
I <sup>2</sup> t	I <sup>2</sup> t for fusing coordination					1620	10 <sup>3</sup> A <sup>2</sup> s
V <sub>FO</sub>	Threshold voltage		150			0.88	V
r <sub>F</sub>	Forward slope resistance					0.30	mΩ
V <sub>FM</sub>	Peak forward voltage	I <sub>FM</sub> =2400A	25			1.75	V
R <sub>th(j-c)</sub>	Thermal resistance Junction to case	Single side cooled per chip				0.075	°C/W
R <sub>th(c-h)</sub>	Thermal resistance case to heatsink	Single side cooled per chip				0.024	°C/W
V <sub>iso</sub>	Isolation voltage	50Hz,R.M.S,t=1min,I <sub>iso</sub> :1mA(MAX)		3000			V
F <sub>m</sub>	Terminal connection torque(M12)			12		16	N·m
	Mounting torque(M8)			10		12	N·m
T <sub>vj</sub>	Junction temperature			-40		150	°C
T <sub>stg</sub>	Stored temperature			-40		125	°C
W <sub>t</sub>	Weight					3230	g
Outline	411F3						

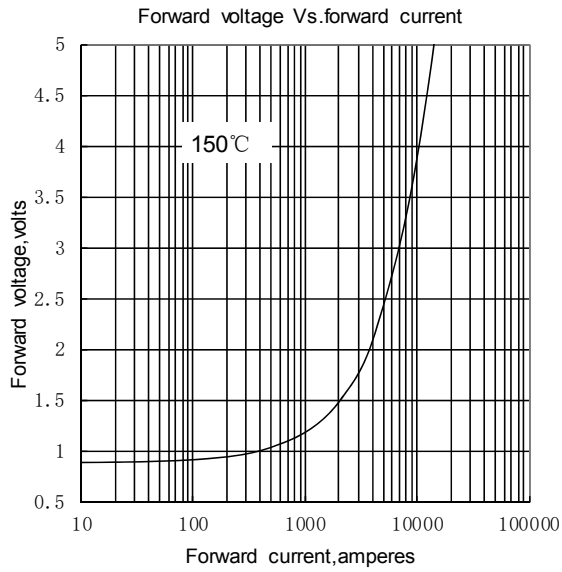


Fig.1

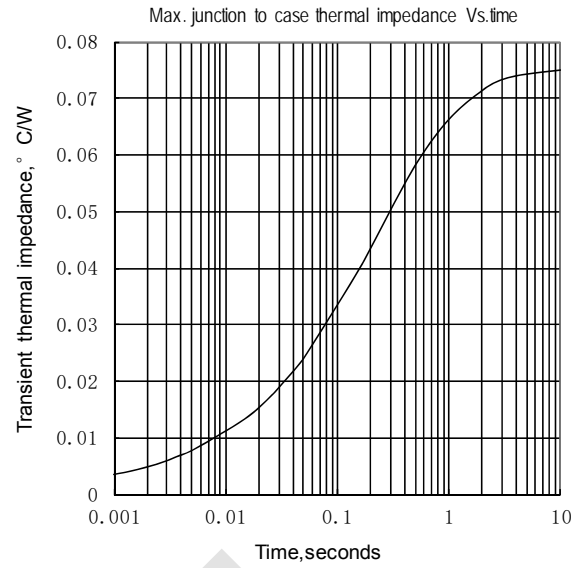


Fig.2

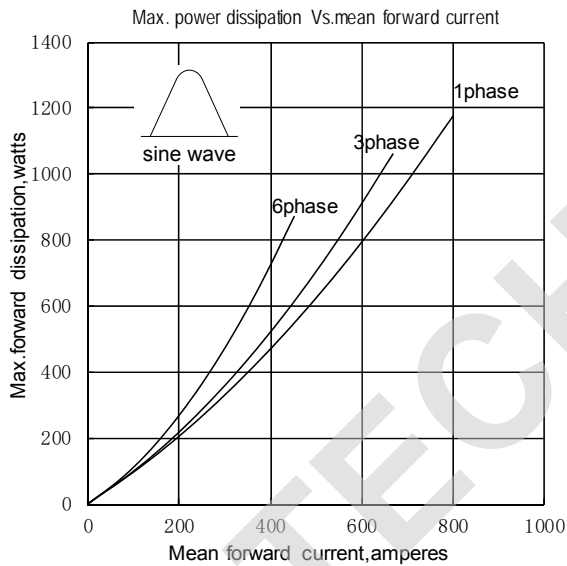


Fig.3

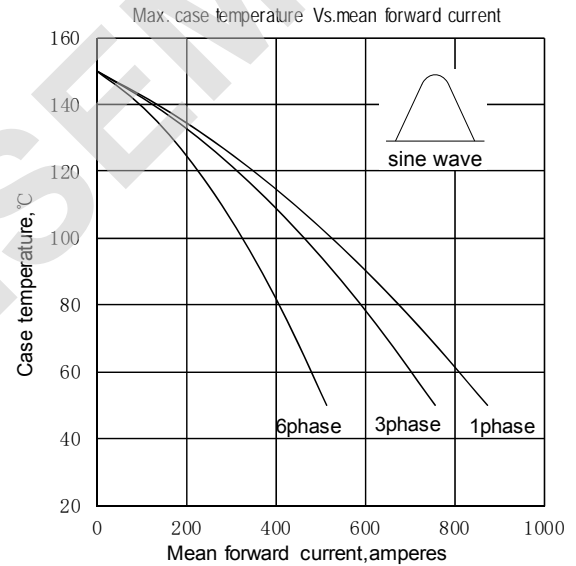


Fig.4

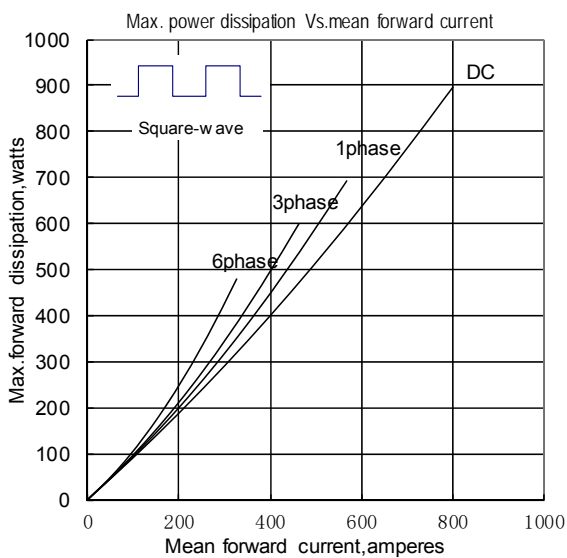


Fig.5

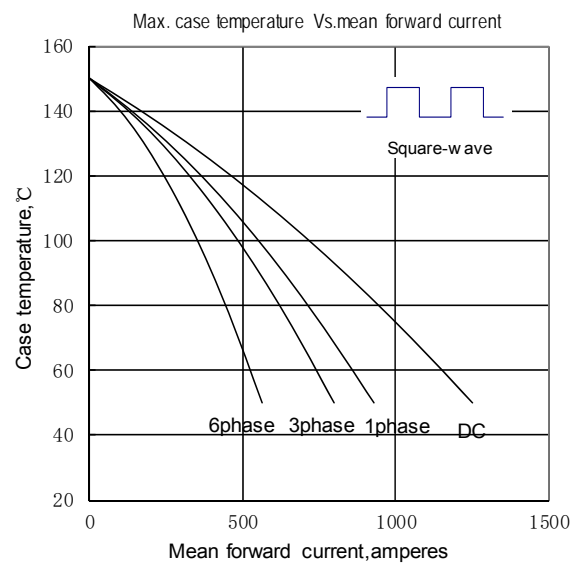


Fig.6

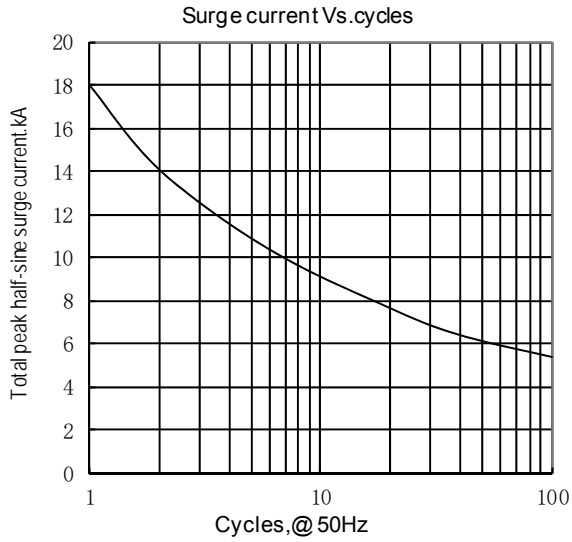


Fig.7

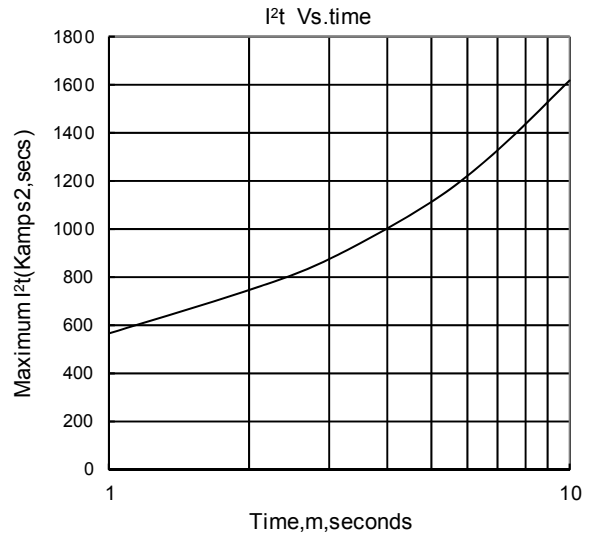
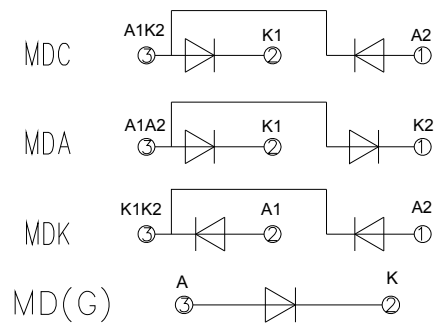
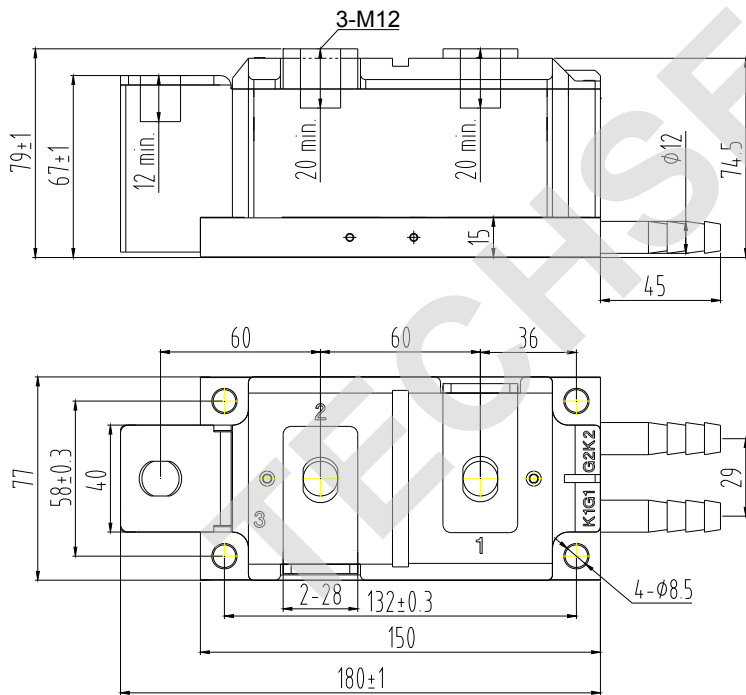


Fig.8

Outline:



Unmarked dimensional tolerance: ±0.5mm