



**Features**

- n Low forward voltage drop
- n High reverse voltage
- n Hermetic metal cases with ceramic insulators

**Typical Applications**

- n All purpose high power rectifier diodes
- n High power resistance welding equipment
- n Non-controllable and half-controllable rectifiers
- n Controlled rectifiers

<b>Part No. Y70ZPB-ZT60cT</b>		
<b>I<sub>F(AV)</sub></b>	<b>5900A</b>	
<b>V<sub>RRM</sub></b>	<b>200V</b>	<b>400V</b>
	<b>400V</b>	<b>600V</b>
	<b>800V</b>	<b>1000V</b>

SYMBOL	CHARACTERISTIC	TEST CONDITIONS		T <sub>j</sub> (°C)	VALUE			UNIT
					Min	Type	Max	
I <sub>F(AV)</sub>	Mean forward current	180° half sine wave 50Hz Double side cooled,	T <sub>C</sub> =85°C	190			5900	A
V <sub>RRM</sub>	Repetitive peak reverse voltage	tp=10ms		190	200		1000	V
I <sub>RRM</sub>	Repetitive peak current	at V <sub>RRM</sub>		190			100	mA
I <sub>FSM</sub>	Surge forward current	10ms half sine wave		190			62	kA
I <sup>2</sup> t	I <sup>2</sup> t for fusing coordination	V <sub>R</sub> =0.6V <sub>RRM</sub>						19220
V <sub>FO</sub>	Threshold voltage			190			0.630	V
r <sub>F</sub>	Forward slope resistance							0.058
V <sub>FM</sub>	Peak on-state voltage	I <sub>FM</sub> =5000A, F=32kN		25			1.28	V
Q <sub>rr</sub>	Recovery charge	I <sub>FM</sub> =2000A, tp=4000μs, di/dt=-20A/μs, V <sub>R</sub> =100V		190		4500		μC
R <sub>th(j-c)</sub>	Thermal resistance Junction to case	At 180° sine double side cooled Clamping force 35kN					0.012	°C /W
R <sub>th(c-h)</sub>	Thermal resistance case to heat sink						0.0035	
F <sub>m</sub>	Mounting force				30		40	kN
T <sub>vj</sub>	Junction temperature				-40		190	°C
T <sub>stg</sub>	Stored temperature				-40		190	°C
W <sub>t</sub>	Weight					880		g
Outline	ZT60cT							

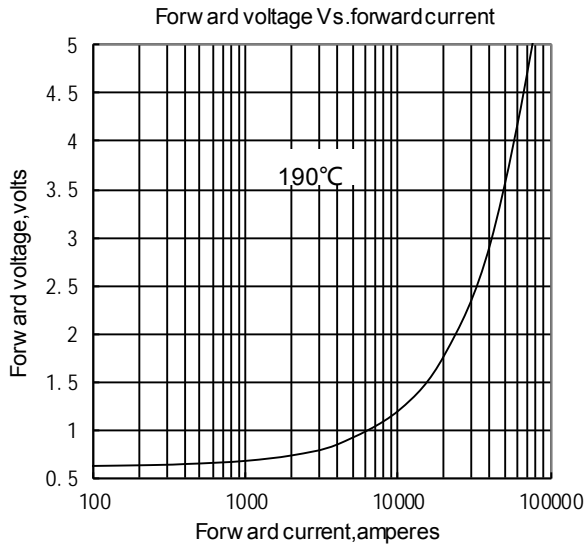


Fig.1

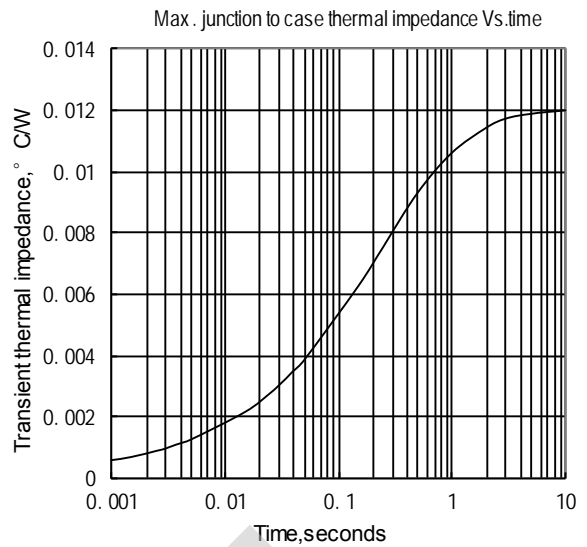


Fig.2

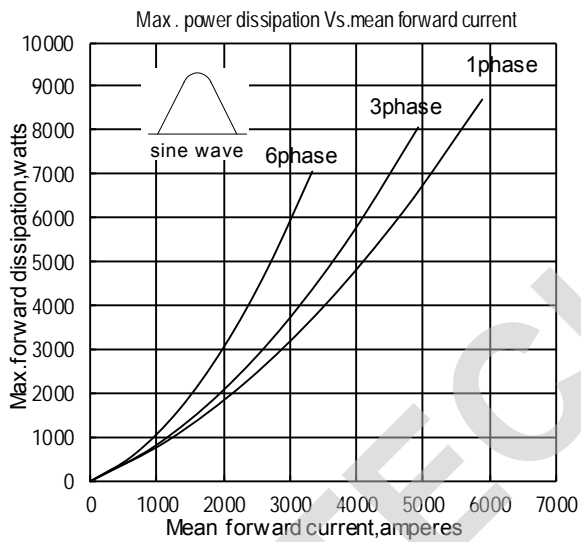


Fig.3

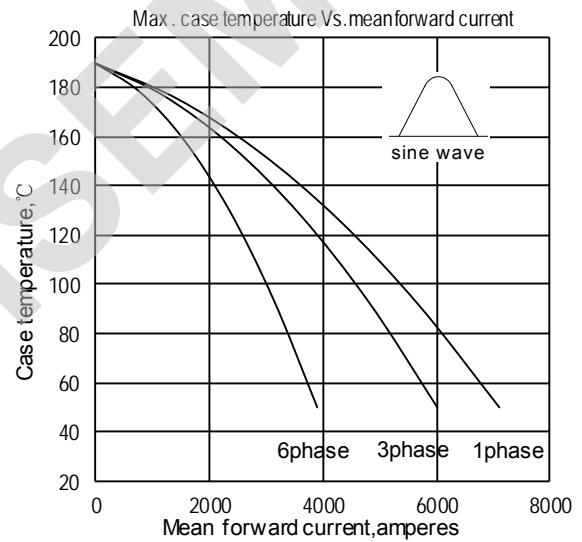


Fig.4

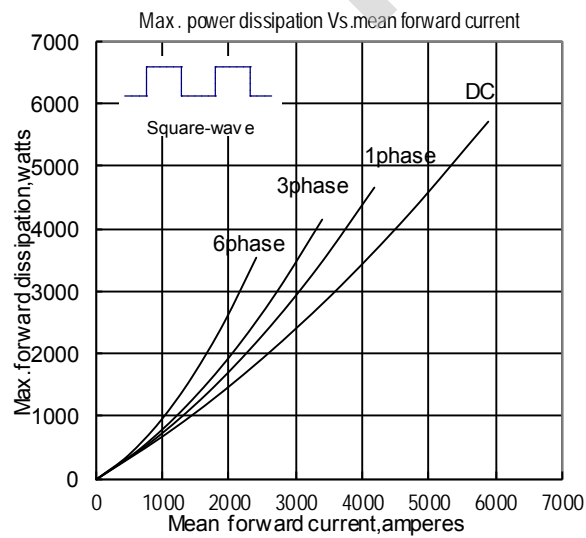


Fig.5

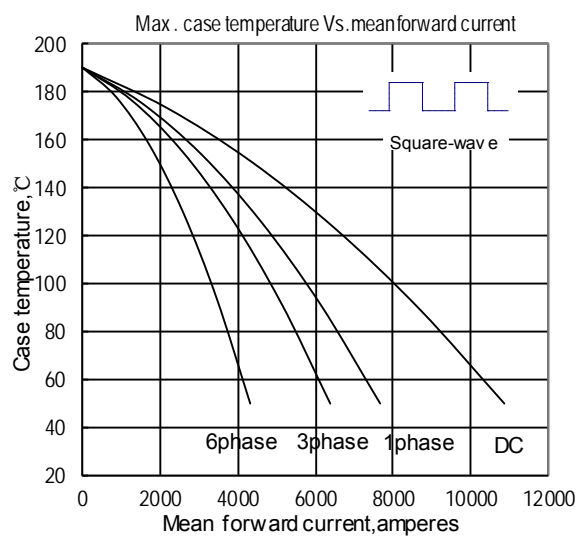


Fig.6

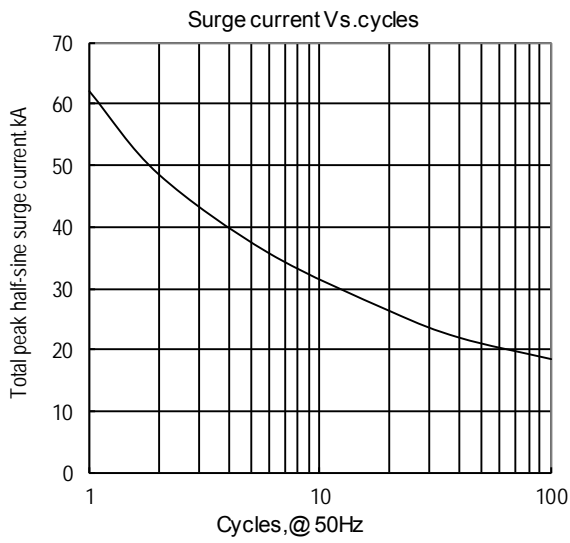


Fig.7

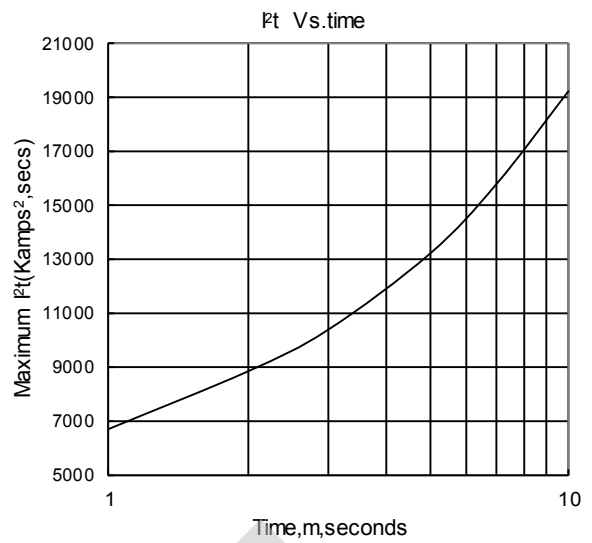
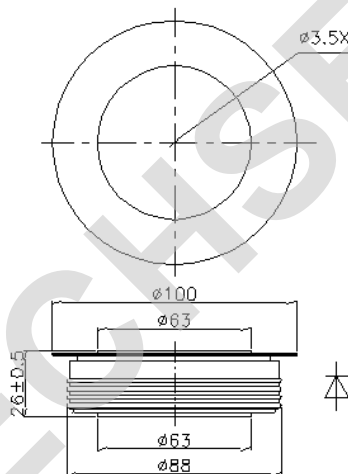


Fig.8

Outline:



TECHSEM reserves the right to change specifications without notice.