

Features:

- Isolated mounting base 3000V~
- Pressure contact technology with increased power cycling capability
- Space and weight saving

Typical Applications

- AC/DC Motor drives
- Various rectifiers
- DC supply for PWM inverter

V _{RRM} ,V _{DRM}	Type & Outline	
600V	MTx800-06-410F3	MFx800-06-410F3
800V	MTx800-08-410F3	MFx800-08-410F3
1000V	MTx800-10-410F3	MFx800-10-410F3
1200V	MTx800-12-410F3	MFx800-12-410F3
1400V	MTx800-14-410F3	MFx800-14-410F3
1800V	MTx800-16-410F3	MFx800-16-410F3
1800V	MTx800-18-410F3	MFx800-18-410F3
1800V	MT800-18-410F3G	

MTx stands for any type of **MTC, MTA, MTK**
 MFx stands for any type of **MFC, MFA, MFK**

SYMBOL	CHARACTERISTIC	TEST CONDITIONS	T _j (°C)	VALUE			UNIT
				Min	Type	Max	
I _{T(AV)}	Mean on-state current	180° half sine wave 50Hz Single side cooled, T _c =70°C	125			800	A
I _{T(RMS)}	RMS on-state current					1256	A
I _{DRM} I _{RRM}	Repetitive peak current	at V _{DRM} at V _{RRM}	125			45	mA
I _{TSM}	Surge on-state current	V _R =60%V _{RRM} ,t=10ms half sine.	125			22.0	kA
I ² t	I ² t for fusing coordination		125			2420	10 ³ A ² s
V _{TO}	Threshold voltage		125			0.80	V
r _T	On-state slope resistance					0.24	mΩ
V _{TM}	Peak on-state voltage	I _{TM} =2400A	25			1.68	V
dv/dt	Critical rate of rise of off-state voltage	V _{DM} =67%V _{DRM}	125			1000	V/μs
di/dt	Critical rate of rise of on-state current	Gate source 1.5A t _r ≤0.5μs Repetitive	125			200	A/μs
I _{GT}	Gate trigger current	V _A =12V, I _A =1A	25	30		200	mA
V _{GT}	Gate trigger voltage			0.8		3.0	V
I _H	Holding current			10		200	mA
I _L	Latching current					1500	mA
V _{GD}	Non-trigger gate voltage	V _{DM} =67%V _{DRM}	125			0.20	V
R _{th(j-c)}	Thermal resistance Junction to case	Single side cooled per chip				0.048	°C/W
R _{th(c-h)}	Thermal resistance case to heatsink	Single side cooled per chip				0.020	°C/W
V _{iso}	Isolation voltage	50Hz,R.M.S,t=1min,I _{iso} :1mA(MAX)		3000			V
F _m	Terminal connection torque(M12)			12.0		16.0	N·m
	Mounting torque(M8)			10.0		12.0	N·m
T _{vj}	Junction temperature			-40		125	°C
T _{stg}	Stored temperature			-40		125	°C
W _t	Weight				3310		g
Outline	410F3						

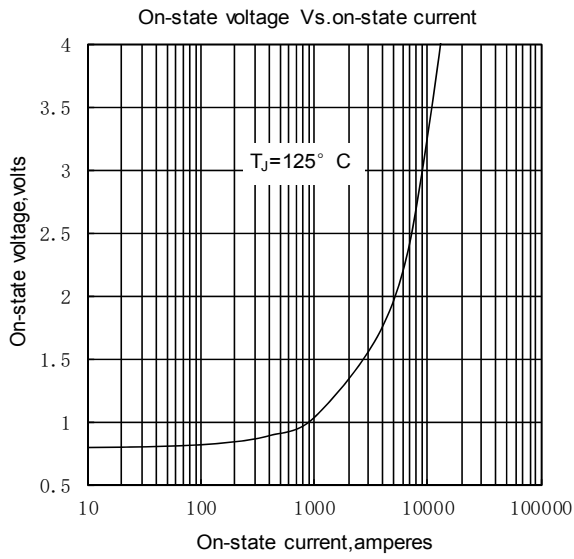


Fig.1

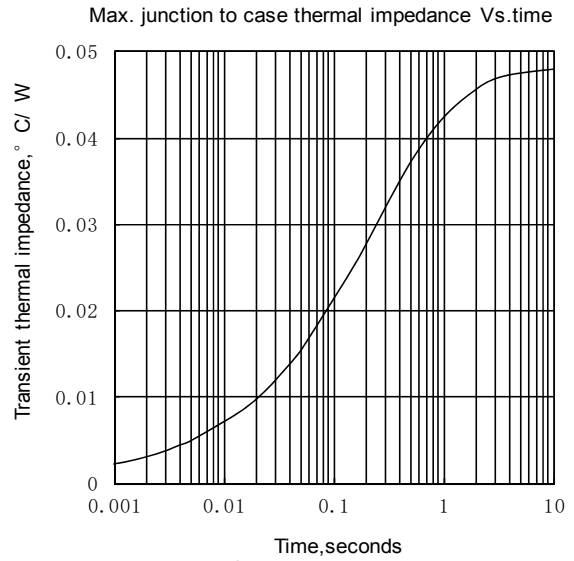


Fig.2

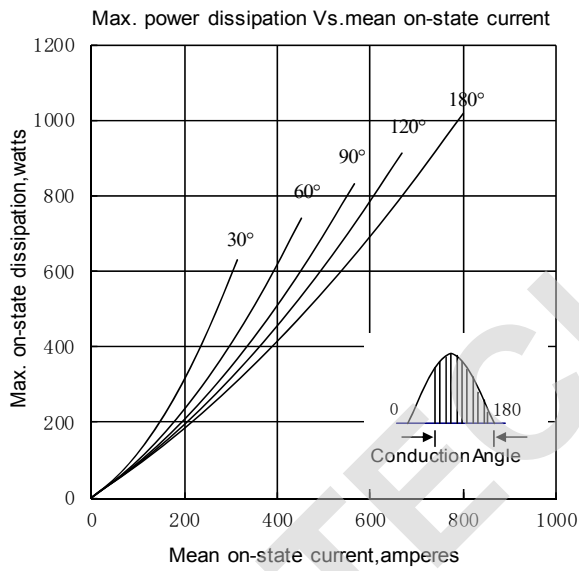


Fig.3

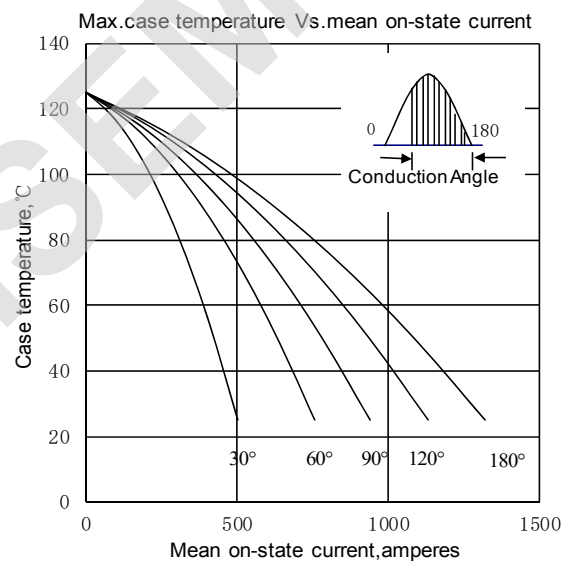


Fig.4

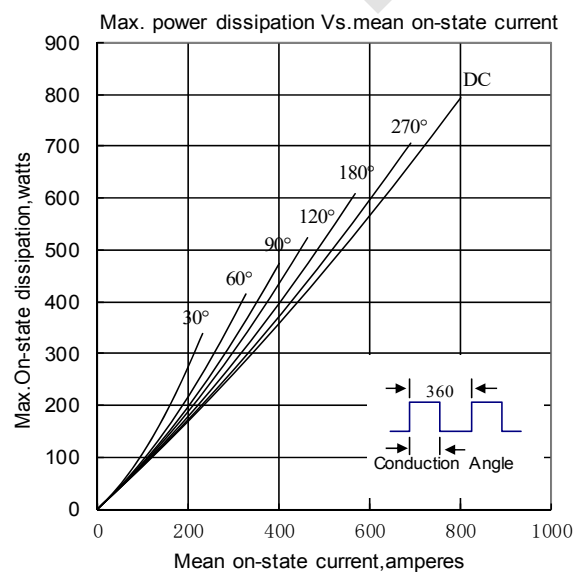


Fig.5

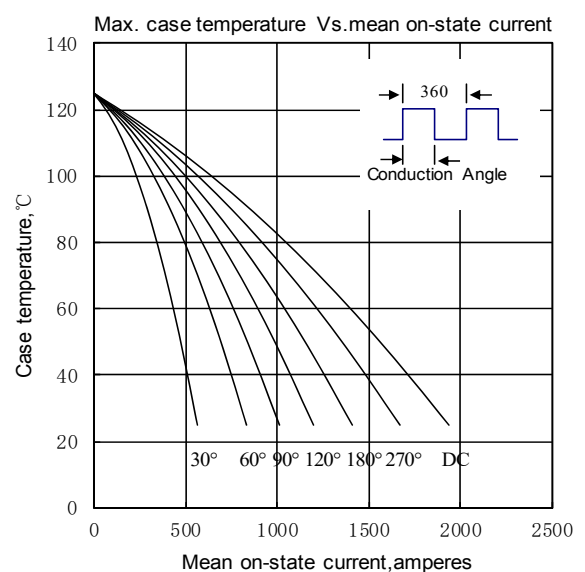


Fig.6

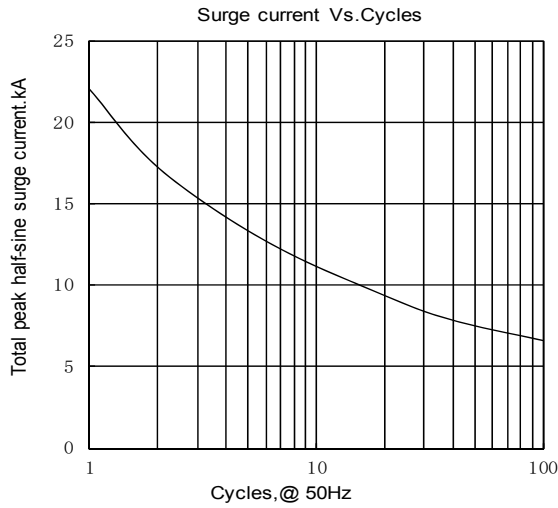


Fig.7

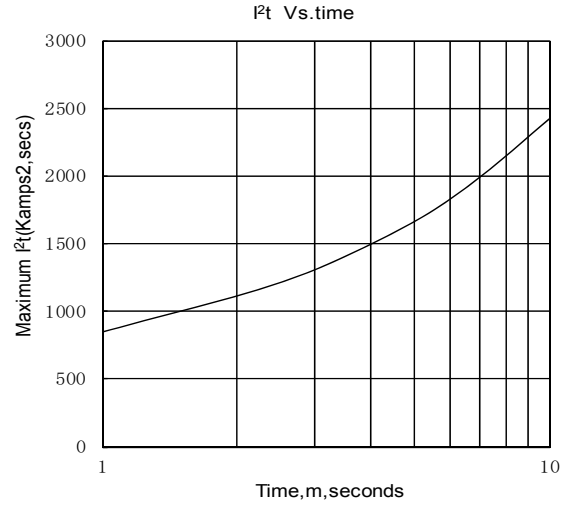


Fig.8

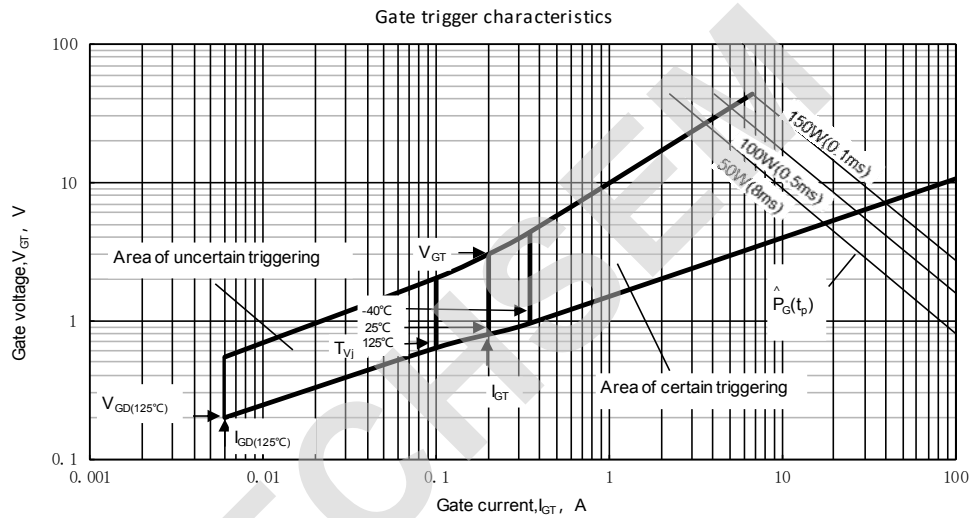
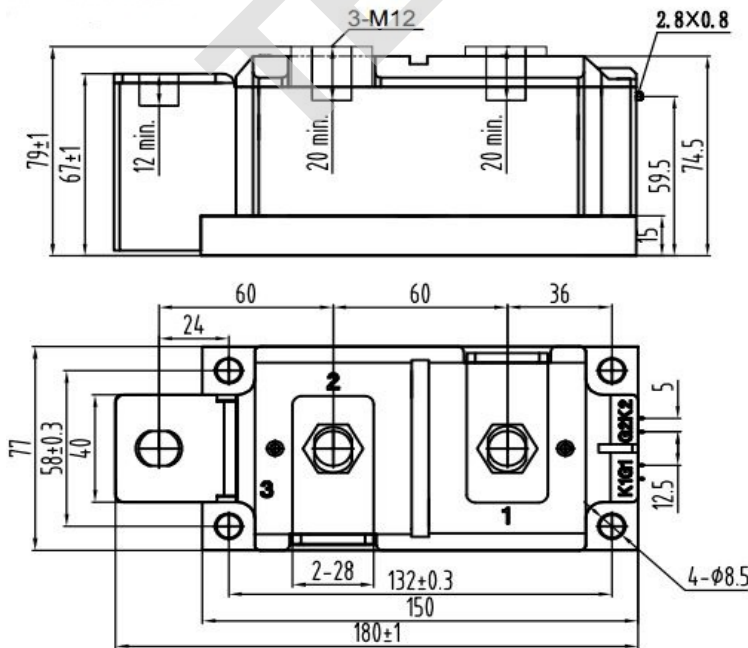


Fig.9

Outline:



Unmarked dimensional tolerance: ±0.5mm

