



**Features:**

- n Isolated mounting base 3000V~
- n Solder joint technology with increased power cycling capability
- n Space and weight saving

**Typical Applications:**

- n AC/DC Motor drives
- n Various rectifiers
- n DC supply for PWM inverter

V <sub>DRM</sub> , V <sub>R<sub>RRM</sub></sub>	Type & Outline
600V	MTC200-06-229H3/229H3B
800V	MTC200-08-229H3/229H3B
1000V	MTC200-10-229H3/229H3B
1200V	MTC200-12-229H3/229H3B
1400V	MTC200-14-229H3/229H3B
1600V	MTC200-16-229H3/229H3B
1800V	MTC200-18-229H3/229H3B

SYMBOL	CHARACTERISTIC	TEST CONDITIONS	T <sub>j</sub> (°C)	VALUE			UNIT
				Min	Type	Max	
I <sub>T(AV)</sub>	Mean on-state current	180° half sine wave 50Hz Single side cooled, T <sub>c</sub> =85°C	125			200	A
I <sub>T(RMS)</sub>	RMS on-state current		125			314	A
I <sub>DRM</sub> I <sub>R<sub>RRM</sub></sub>	Repetitive peak current	at V <sub>DRM</sub> at V <sub>R<sub>RRM</sub></sub>	125			40	mA
I <sub>TSM</sub>	Surge on-state current	10ms half sine wave	125			4.0	kA
I <sup>2</sup> t	I <sup>2</sup> t for fusing coordination	V <sub>R</sub> =60%V <sub>R<sub>RRM</sub></sub>				80	A <sup>2</sup> s*10 <sup>3</sup>
V <sub>TO</sub>	Threshold voltage		125			0.70	V
r <sub>r</sub>	On-state slope resistance					1.11	mΩ
V <sub>TM</sub>	Peak on-state voltage	I <sub>TM</sub> =600A	25			1.80	V
dv/dt	Critical rate of rise of off-state voltage	V <sub>DM</sub> =67%V <sub>DRM</sub>	125			1000	V/μs
di/dt	Critical rate of rise of on-state current	Gate source 1.5A t <sub>r</sub> ≤ 0.5μs Repetitive	125			200	A/μs
I <sub>GT</sub>	Gate trigger current	V <sub>A</sub> =12V, I <sub>A</sub> =1A	25	30		200	mA
V <sub>GT</sub>	Gate trigger voltage			0.6		2.5	V
I <sub>H</sub>	Holding current			10		250	mA
I <sub>L</sub>	Latching current					1000	mA
V <sub>GD</sub>	Non-trigger gate voltage	V <sub>DM</sub> =67%V <sub>DRM</sub>	125			0.2	V
R <sub>th(j-c)</sub>	Thermal resistance Junction to case	Single side cooled per chip				0.16	°C /W
R <sub>th(c-h)</sub>	Thermal resistance case to heatsink	Single side cooled per chip				0.08	°C /W
V <sub>iso</sub>	Isolation voltage	50Hz, R.M.S, t=1min, I <sub>iso</sub> :1mA(MAX)		3000			V
F <sub>m</sub>	Terminal connection torque(M6)			2.5		4.0	N·m
	Mounting torque(M6)			4.5		6.0	N·m
T <sub>vj</sub>	Junction temperature			-40		125	°C
T <sub>stg</sub>	Stored temperature			-40		125	°C
W <sub>t</sub>	Weight				165		g
Outline	229H3、229H3B						

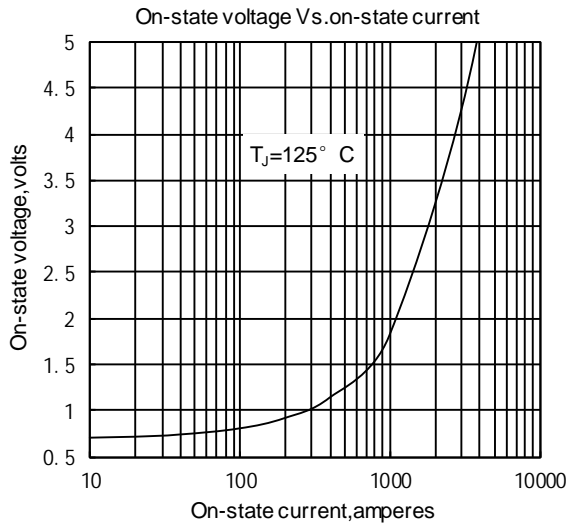


Fig.1

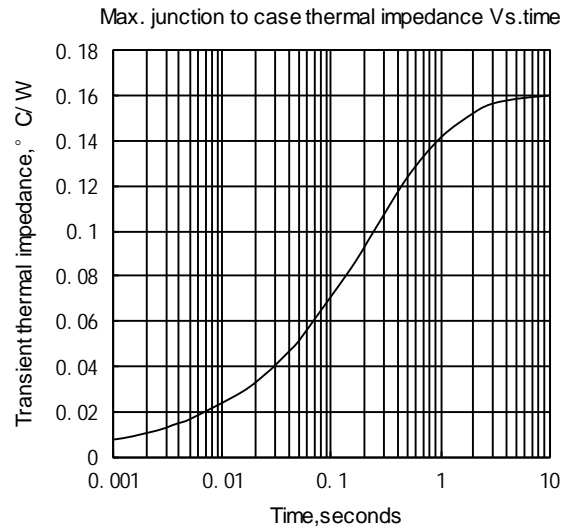


Fig.2

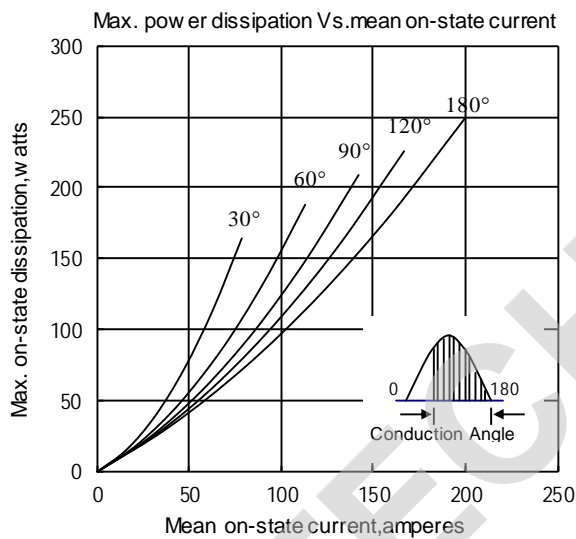


Fig.3

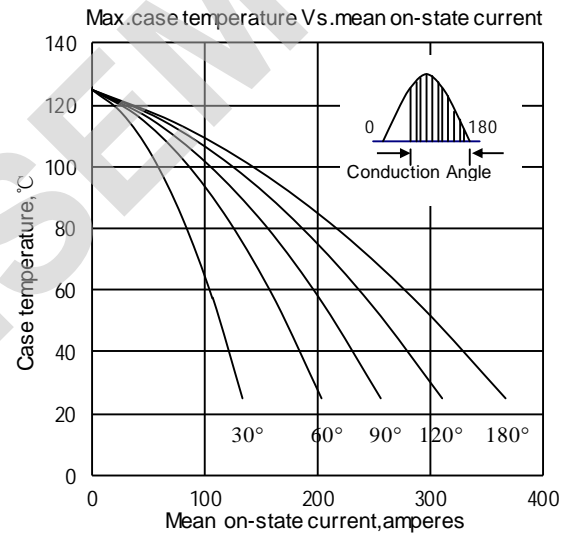


Fig.4

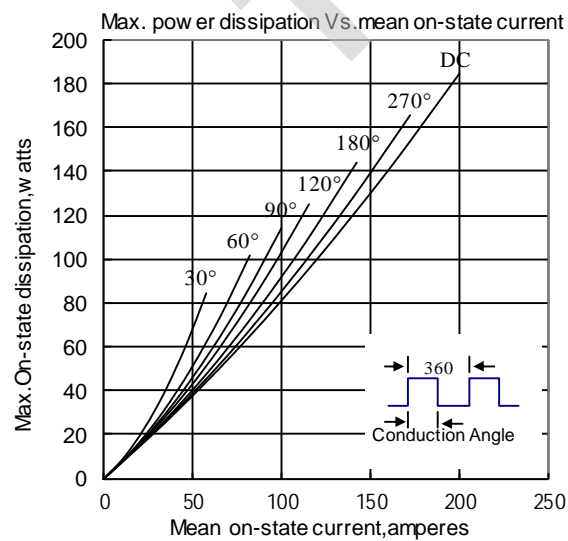


Fig.5

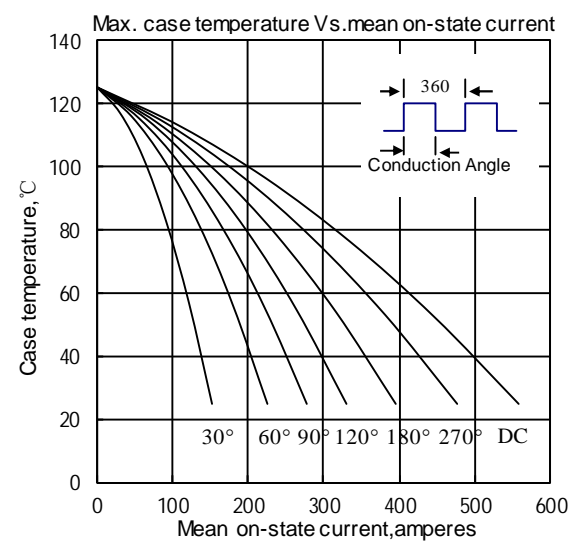


Fig.6

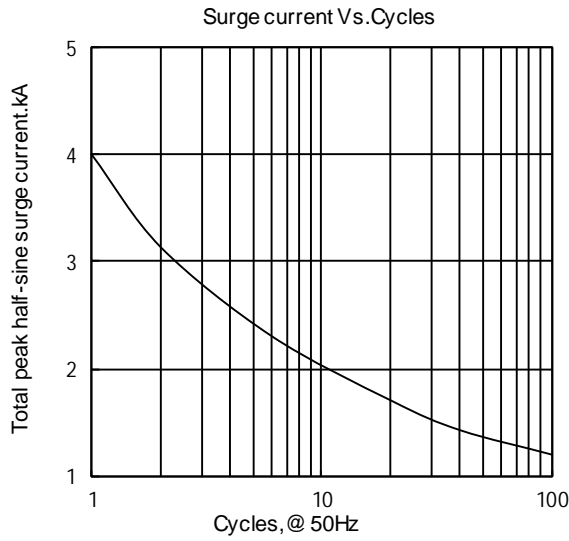


Fig.7

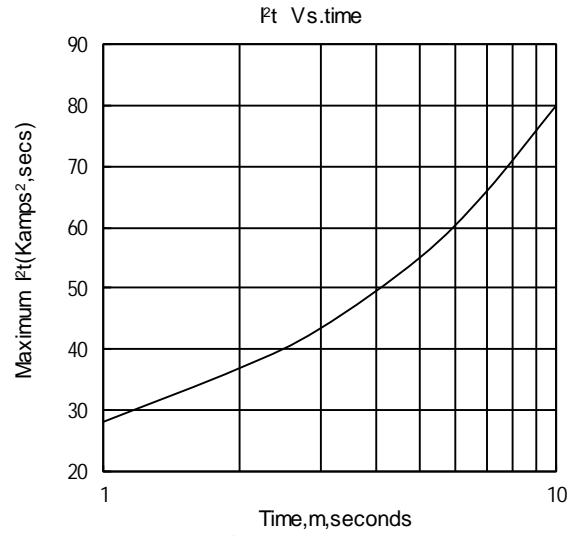


Fig.8

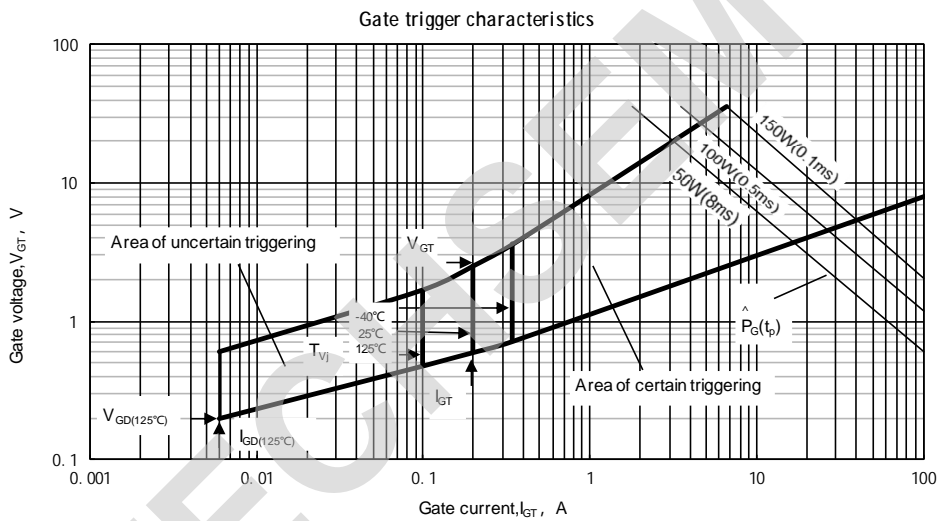
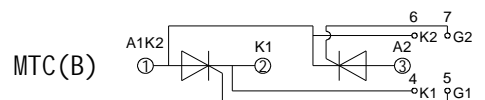
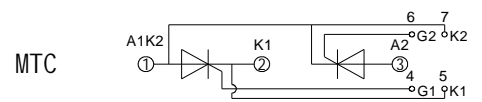
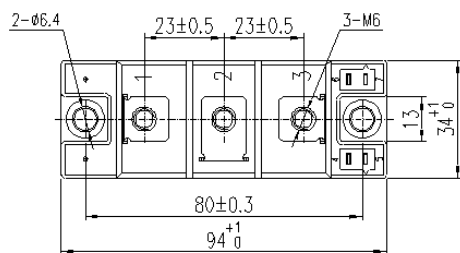
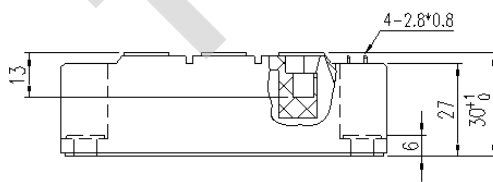


Fig.9

Outline:



Unmarked dimensional tolerance: ±0.5mm

TECHSEM reserves the right to change specifications without notice.