

**Features:**

- n Isolated mounting base 2500V
- n Solder joint technology with Increased power cycling capability
- n Space and weight savings

Typical Applications:

- n DC Power supplies for equipments.
- n DC supply for PWM inverter
- n Inverter Welder

V_{RRM}	Type & Outline
600V	MDQ100-06-234H5
800V	MDQ100-08-234H5
1000V	MDQ100-10-234H5
1200V	MDQ100-12-234H5
1400V	MDQ100-14-234H5
1600V	MDQ100-16-234H5
1800V	MDQ100-18-234H5

SYMBOL	CHARACTERISTIC	TEST CONDITIONS	$T_j(^{\circ}\text{C})$	VALUE			UNIT
				Min	Type	Max	
I_o	DC output current	Single-phase full wave rectifying circuit, $T_C=100^{\circ}\text{C}$	150			100	A
I_{RRM}	Repetitive peak current	at V_{RRM}	150			12	mA
I_{FSM}	Surge forward current	10ms half sine wave	150			1.30	kA
I^2t	I^2t for fusing coordination	$V_R=0$				8.45	$\text{A}^2\text{s} \cdot 10^3$
V_{FO}	Threshold voltage		150			0.75	V
r_F	Forward slop resistance					2.4	m
V_{FM}	Peak forward voltage	$I_{FM}=150\text{A}$	25			1.40	V
$R_{th(j-c)}$	Thermal resistance Junction to case	Single side cooled, per total				0.14	$^{\circ}\text{C}/\text{W}$
$R_{th(c-h)}$	Thermal resistance case to heatsink	Single side cooled, per total				0.07	$^{\circ}\text{C}/\text{W}$
V_{iso}	Isolation voltage	50Hz, R.M.S., $t=1\text{min}$, $I_{iso}:1\text{mA}(\text{max})$		2500			V
F_m	Terminal connection torque(M6)				6.0		N·m
	Mounting torque(M6)				6.0		N·m
T_{vj}	Junction temperature			-40		150	$^{\circ}\text{C}$
T_{stg}	Stored temperature			-40		125	$^{\circ}\text{C}$
W_t	Weight				200		g
Outline	234H5						

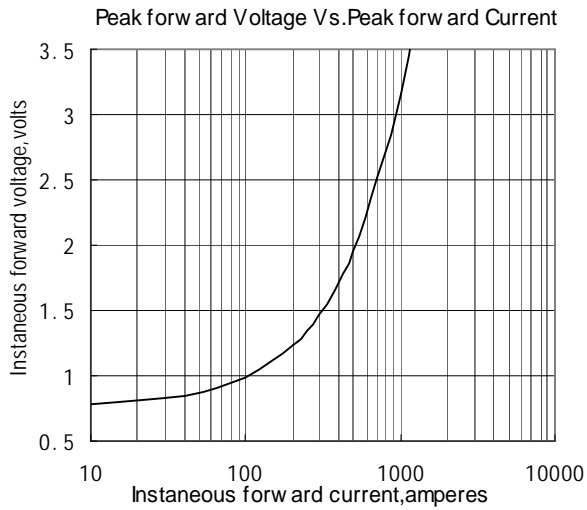


Fig.1

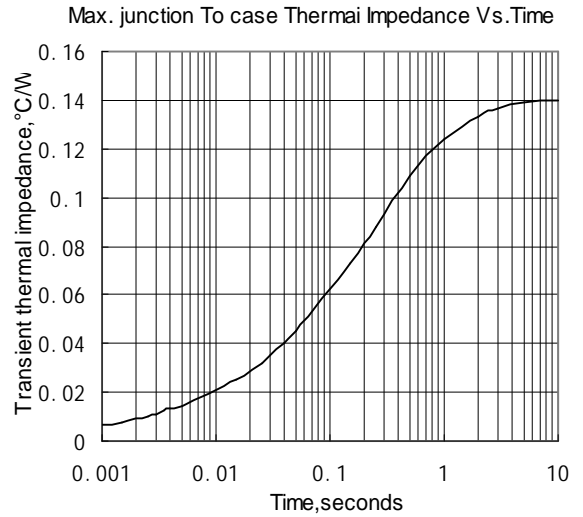


Fig.2

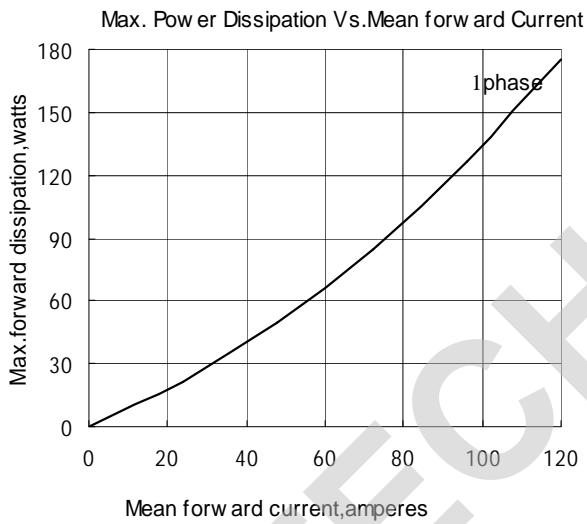


Fig.3

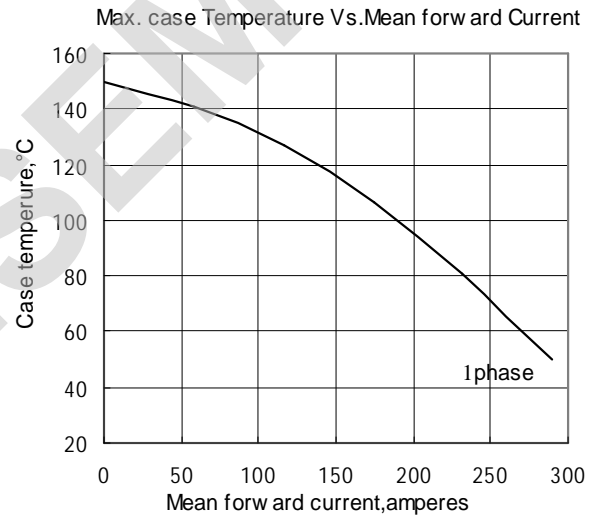


Fig.4

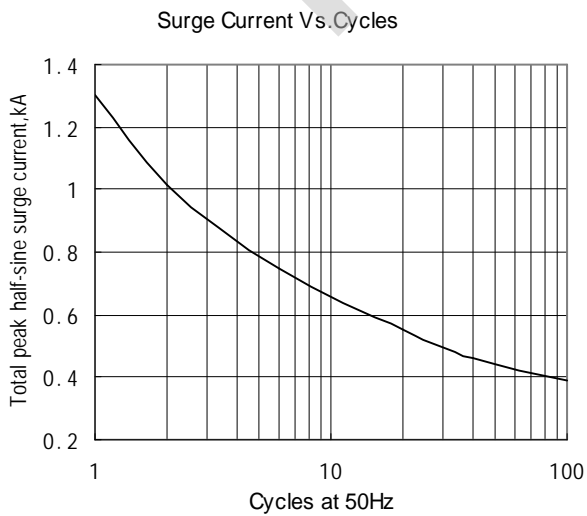


Fig.5

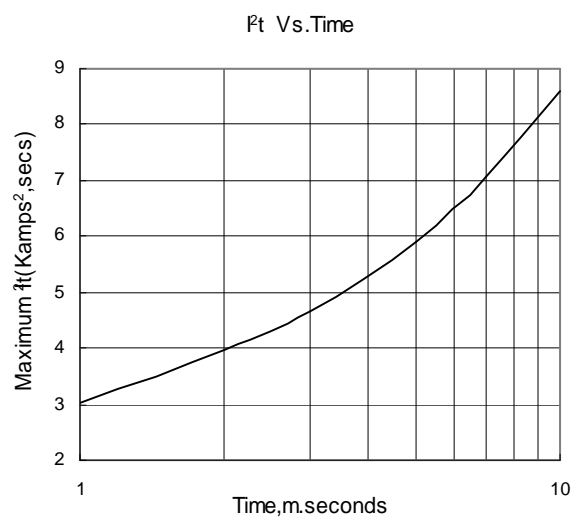
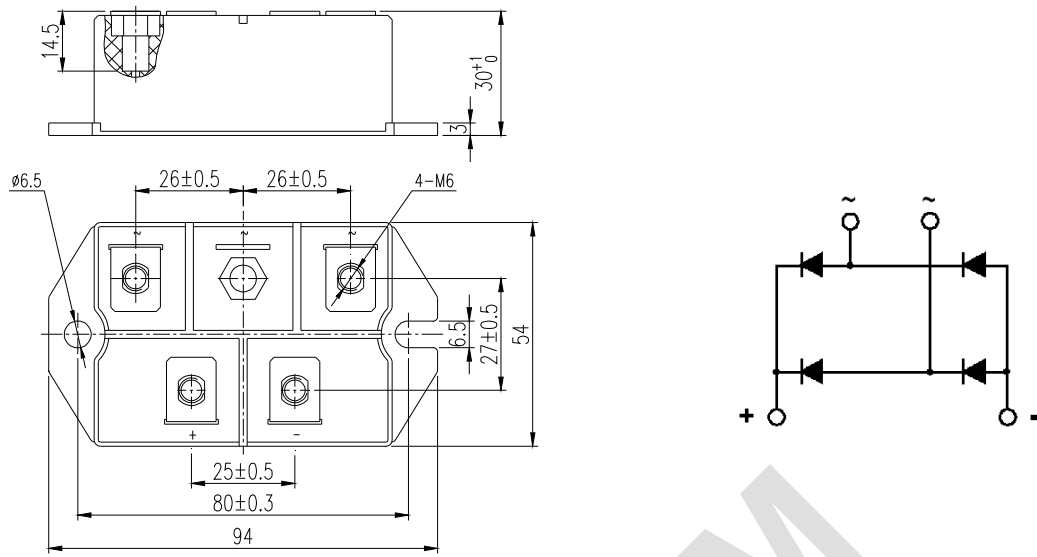


Fig.6

Outline:



Unmarked dimensional tolerance: ±0.5mm

TECHSEM