

**Features:**

- n Isolated mounting base 2500V~
- n Solder joint technology with Increased power cycling capability
- n Space and weight savings

**Typical Applications:**

- n DC Power supplies for equipments.
- n DC supply for PWM inverter
- n Inverter Welder

V <sub>RRM</sub>	Type & Outline
600V	MDQ150-06-234H5
800V	MDQ150-08-234H5
1000V	MDQ150-10-234H5
1200V	MDQ150-12-234H5
1400V	MDQ150-14-234H5
1600V	MDQ150-16-234H5
1800V	MDQ150-18-234H5

SYMBOL	CHARACTERISTIC	TEST CONDITIONS	T <sub>j</sub> (°C)	VALUE			UNIT
				Min	Type	Max	
I <sub>o</sub>	DC output current	Single-phase full wave rectifying circuit, T <sub>C</sub> =100°C	150			150	A
I <sub>RRM</sub>	Repetitive peak current	at V <sub>RRM</sub>	150			12	mA
I <sub>FSM</sub>	Surge forward current	10ms half sine wave	150			1.5	KA
I <sup>2</sup> t	I <sup>2</sup> T for fusing coordination	V <sub>R</sub> =0				11.25	A <sup>2</sup> s*10 <sup>3</sup>
V <sub>FO</sub>	Threshold voltage		150			0.75	V
r <sub>F</sub>	Forward slop resistance					1.9	m
V <sub>FM</sub>	Peak forward voltage	I <sub>FM</sub> =230A	25			1.55	V
R <sub>th(j-c)</sub>	Thermal resistance Junction to case	Single side cooled, per total				0.10	°C /W
R <sub>th(c-h)</sub>	Thermal resistance case to heatsink	Single side cooled, per total				0.07	°C /W
V <sub>iso</sub>	Isolation voltage	50Hz,R.M.S,t=1min,I <sub>iso</sub> :1mA(max)		2500			V
F <sub>m</sub>	Terminal connection torque(M6)				6.0		N·m
	Mounting torque(M6)				6.0		N·m
T <sub>vj</sub>	Junction temperature			-40		150	°C
T <sub>stg</sub>	Stored temperature			-40		125	°C
W <sub>t</sub>	Weight				200		g
Outline	234H5						

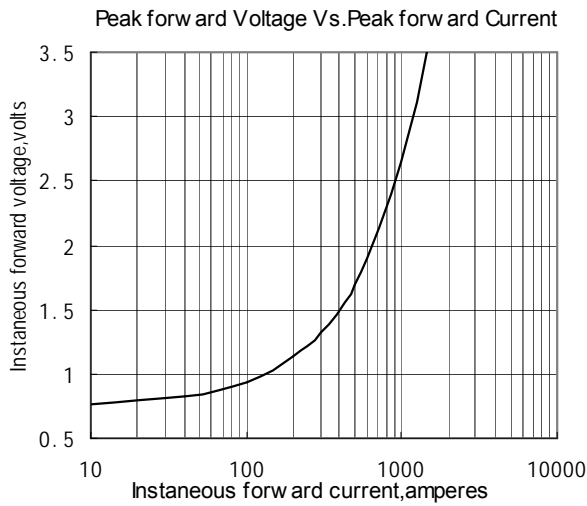


Fig.1

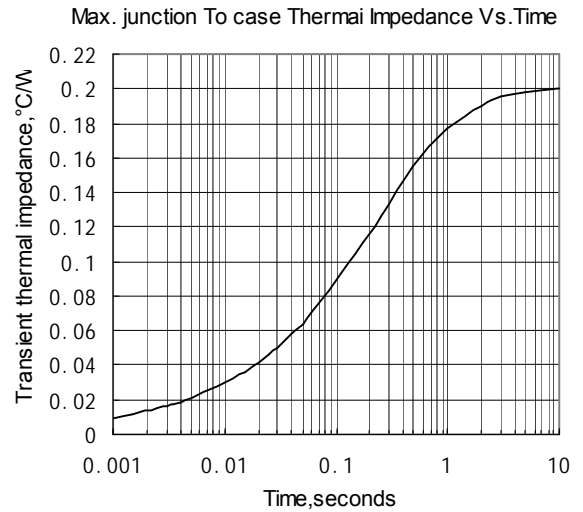


Fig.2

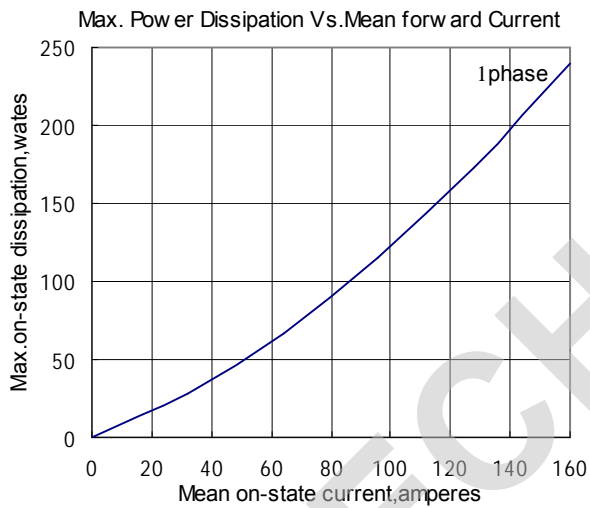


Fig.3

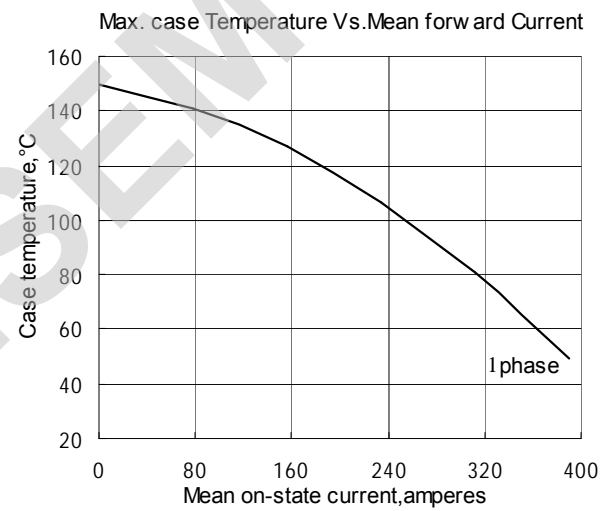


Fig.4

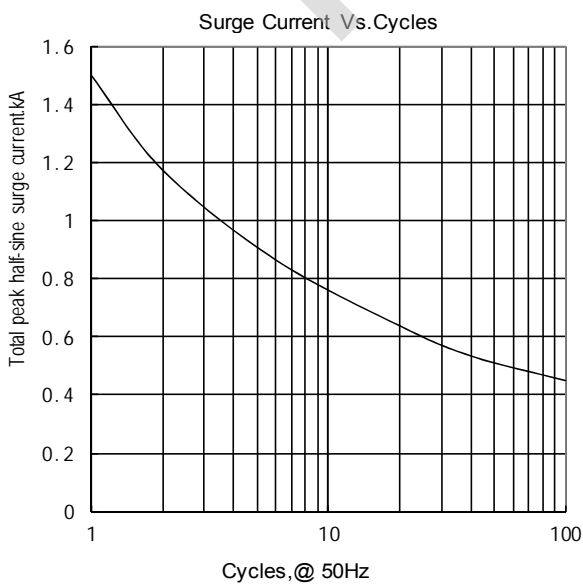


Fig.5

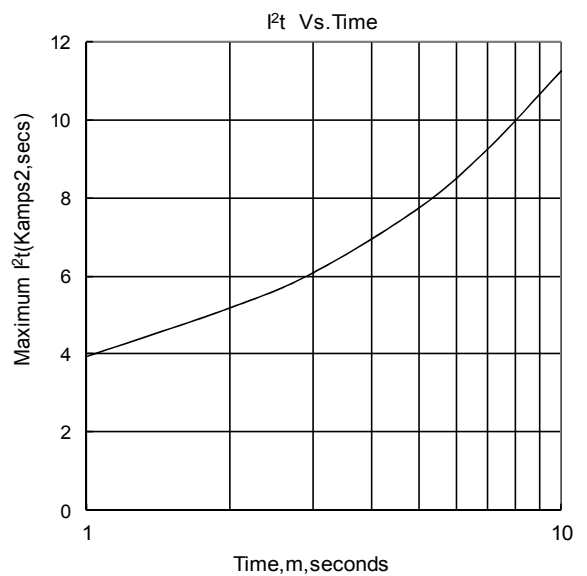
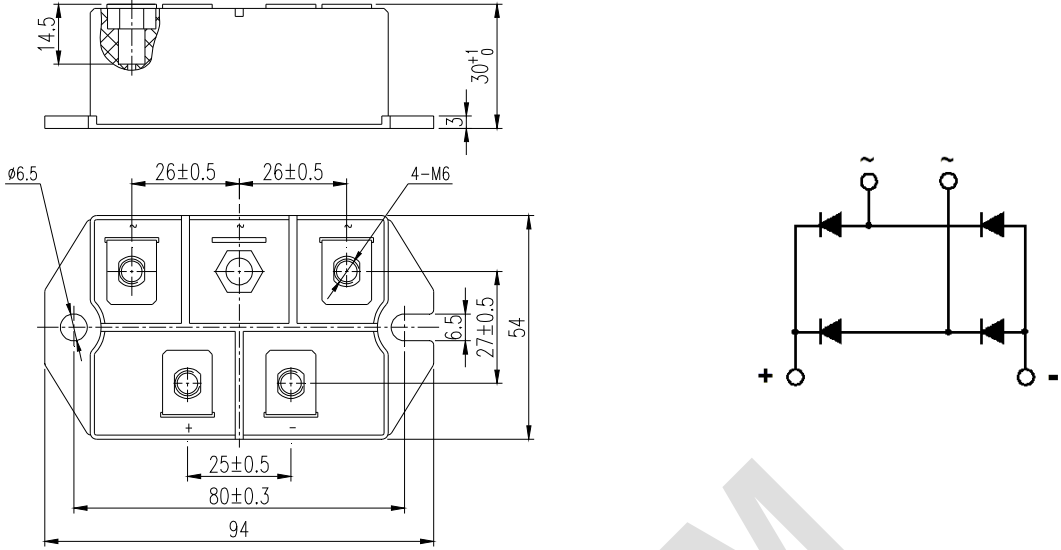


Fig.6

Outline:



Unmarked dimensional tolerance: ±0.5mm

TECHSEM