

**Features:**

- n Center amplifying gate
- n Metal case with ceramic insulator
- n Low on-state and switching losses

**Typical Applications:**

- n AC controllers
- n DC and AC motor control
- n Controlled rectifiers

**Part No. Y76KPM-KT73c(d)T**

<b>I<sub>T(AV)</sub></b>	<b>1880A</b>
<b>V<sub>DRM</sub>, V<sub>RRM</sub></b>	<b>4500V 4800V</b>
	<b>5000V 5200V</b>

SYMBOL	CHARACTERISTIC	TEST CONDITIONS		T <sub>j</sub> (°C)	VALUE			UNIT
					Min	Type	Max	
I <sub>T(AV)</sub>	Mean on-state current	180° half sine wave 50Hz	T <sub>C</sub> =70°C	125			1880	A
V <sub>DRM</sub> V <sub>RRM</sub>	Repetitive peak off-state voltage Repetitive peak reverse voltage	tp=10ms		125	4300		5200	V
I <sub>DRM</sub> I <sub>RRM</sub>	Repetitive peak current	at V <sub>DRM</sub> at V <sub>RRM</sub>		125			200	mA
I <sub>TSM</sub>	Surge on-state current	10ms half sine wave		125			24	kA
I <sup>2</sup> t	I <sup>2</sup> t for fusing coordination	V <sub>R</sub> =0.6V <sub>RRM</sub>					2880	10 <sup>3</sup> A <sup>2</sup> s
V <sub>TO</sub>	Threshold voltage			125			1.30	V
r <sub>T</sub>	On-state slope resistance						0.35	mΩ
V <sub>TM</sub>	Peak on-state voltage	I <sub>TM</sub> =3000A, F=40kN		25			2.43	V
dv/dt	Critical rate of rise of off-state voltage	V <sub>DM</sub> =0.67V <sub>DRM</sub>		125			1000	V/μs
di/dt	Critical rate of rise of on-state current	V <sub>DM</sub> = 67%V <sub>DRM</sub> , Gate pulse t <sub>r</sub> ≤ 0.5μs I <sub>GM</sub> =1.5A		125			250	A/μs
Q <sub>rr</sub>	Recovery charge	I <sub>TM</sub> =2000A, tp=4000μs, di/dt=-5A/μs, V <sub>R</sub> =100V		125		3000		μC
I <sub>GT</sub>	Gate trigger current	V <sub>A</sub> =12V, I <sub>A</sub> =1A		25	40		300	mA
V <sub>GT</sub>	Gate trigger voltage		0.8			3.0	V	
I <sub>H</sub>	Holding current		20			250	mA	
I <sub>L</sub>	Latching current					1000	mA	
V <sub>GD</sub>	Non-trigger gate voltage	V <sub>DM</sub> =67%V <sub>DRM</sub>		125			0.3	V
R <sub>th(j-c)</sub>	Thermal resistance Junction to case	Double side cooled Clamping force 40kN					0.010	°C /W
R <sub>th(c-h)</sub>	Thermal resistance case to heatsink						0.003	
F <sub>m</sub>	Mounting force				35		47	kN
T <sub>vj</sub>	Junction temperature				-40		125	°C
T <sub>stg</sub>	Stored temperature				-40		140	°C
W <sub>t</sub>	Weight					1100 /1460		g
Outline	KT73cT/KT73dT							

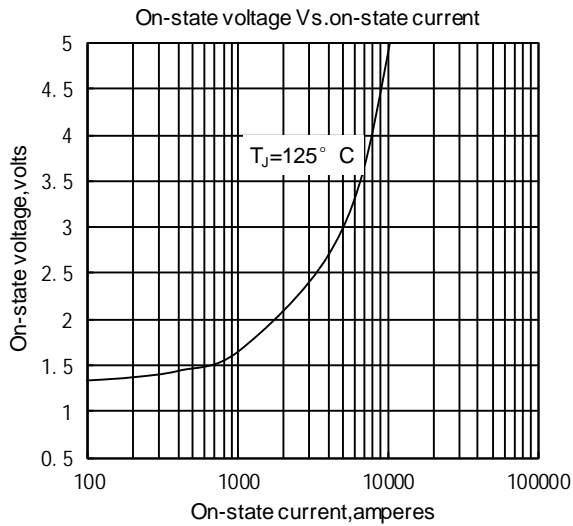


Fig.1

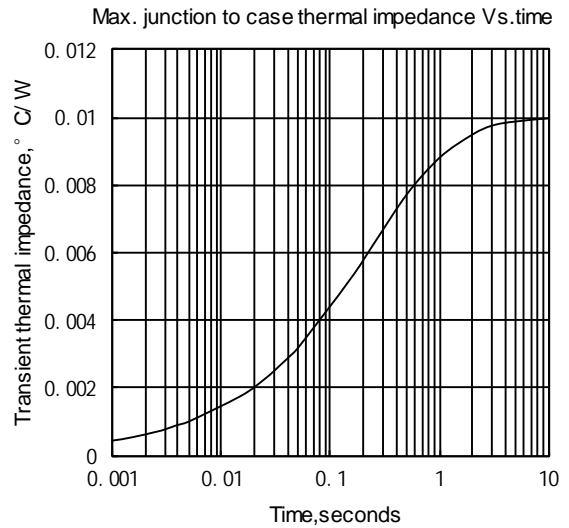


Fig.2

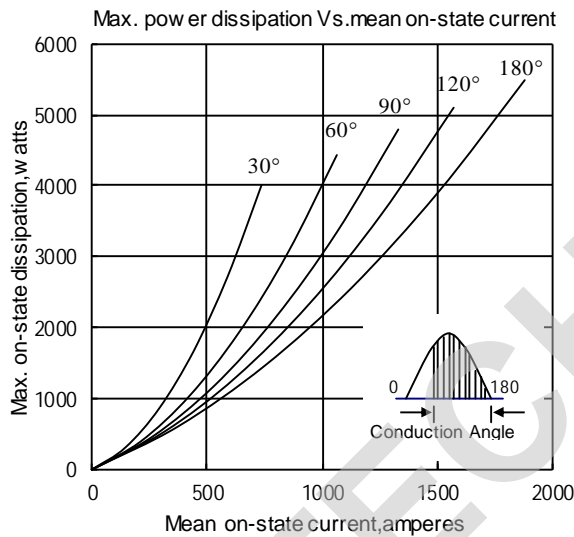


Fig.3

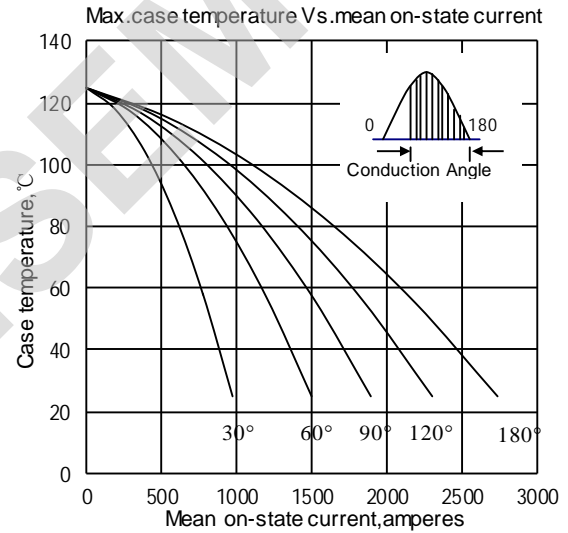


Fig.4

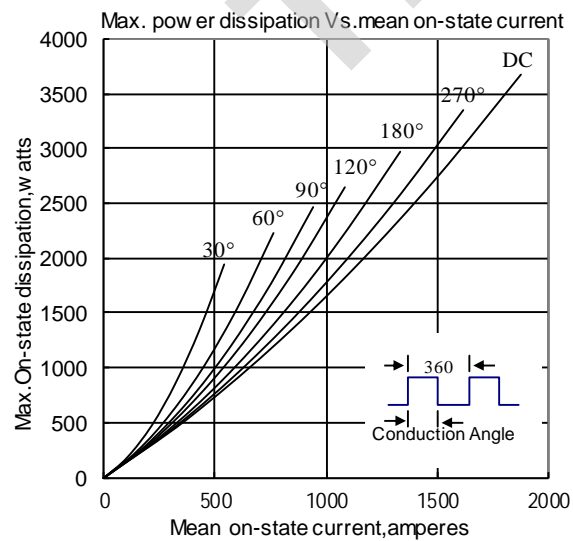


Fig.5

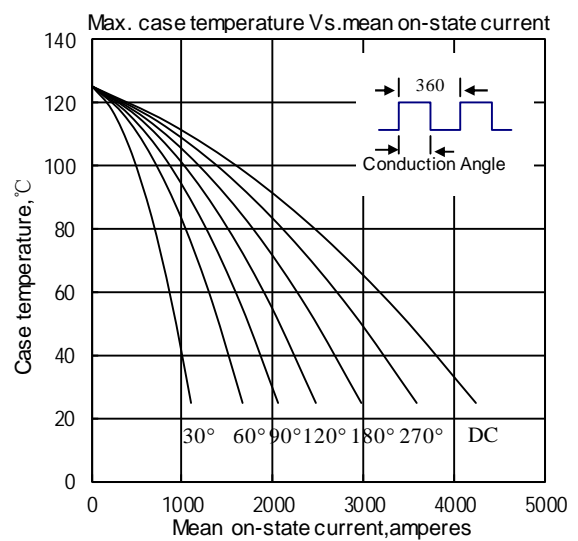


Fig.6

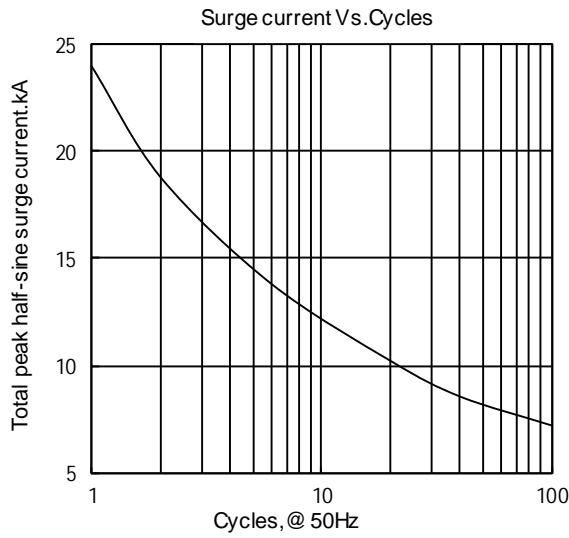


Fig.7

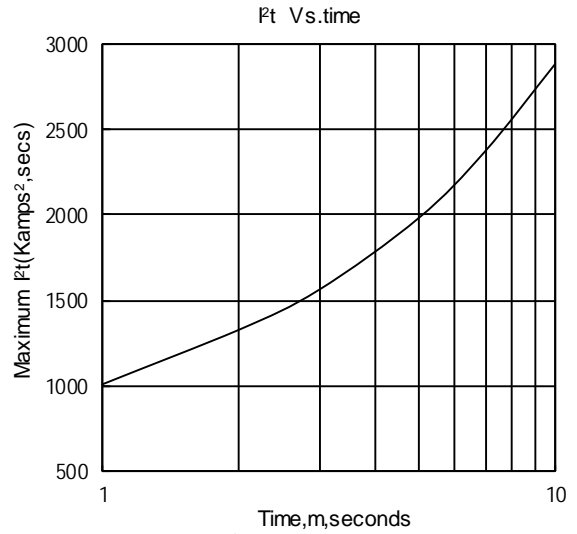


Fig.8

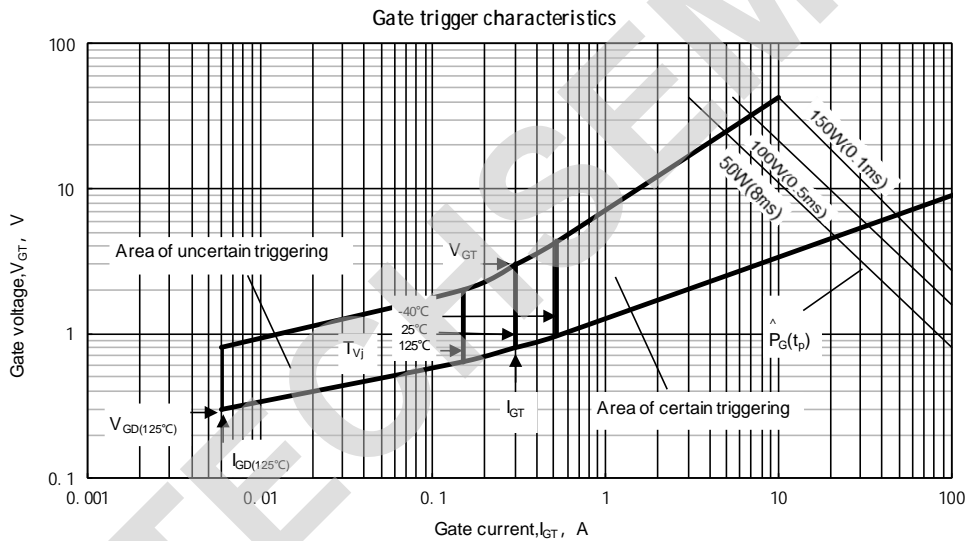
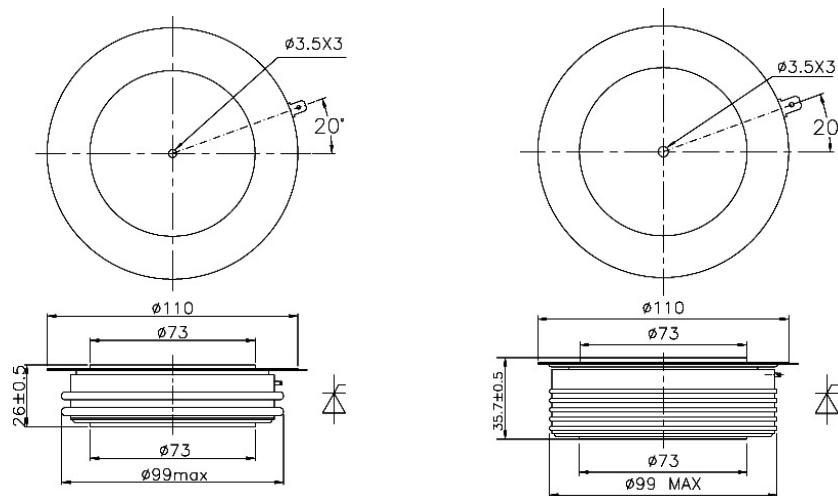


Fig.9

Outline:



TECHSEM reserves the right to change specifications without notice.