

Features:

- n Center amplifying gate
- n Metal case with ceramic insulator
- n Low on-state and switching losses

Typical Applications:

- n AC controllers
- n DC and AC motor control
- n Controlled rectifiers

Part No. H50KPS-KT50cT

I_{T(AV)}	730A
V_{DRM}, V_{RRM}	6600V 7000V
	7200V

SYMBOL	CHARACTERISTIC	TEST CONDITIONS	T _j (°C)	VALUE			UNIT
				Min	Type	Max	
I _{T(AV)}	Mean on-state current	180° half sine wave 50Hz Double side cooled	T _C =70°C	125		730	A
V _{DRM} V _{RRM}	Repetitive peak off-state voltage Repetitive peak reverse voltage	tp=10ms	125	6600		7200	V
I _{DRM} I _{RRM}	Repetitive peak current	at V _{DRM} tp=10ms at V _{RRM} tp=10ms	125			200	mA
I _{TSM}	Surge on-state current	10ms half sine wave	125			10.5	kA
I ² t	I ² t for fusing coordination	V _R =0.6V _{RRM}				551	10 ³ A ² s
V _{TO}	Threshold voltage		125			1.28	V
r _T	On-state slope resistance					1.32	mΩ
V _{TM}	Peak on-state voltage	I _{TM} =1000A, F=24kN	25			2.90	V
dv/dt	Critical rate of rise of off-state voltage	V _{DM} =0.67V _{DRM}	125			2000	V/μs
di/dt	Critical rate of rise of on-state current	V _{DM} =67%V _{DRM} , Gate pulse t _r ≤ 0.5μs I _{GM} =1.5A	125			100	A/μs
Q _{rr}	Recovery charge	I _{TM} =2000A, tp=4000μs, di/dt=-5A/μs, V _R =100V	125		2900		μC
I _{GT}	Gate trigger current	V _A =12V, I _A =1A	25	40		300	mA
V _{GT}	Gate trigger voltage			0.8		3.0	V
I _H	Holding current			25		200	mA
I _L	Latching current					500	mA
V _{GD}	Non-trigger gate voltage	V _{DM} =67%V _{DRM}	125			0.3	V
R _{th(j-c)}	Thermal resistance Junction to case	At 180° sine, double side cooled Clamping force 24kN				0.020	°C/W
R _{th(c-h)}	Thermal resistance case to heatsink					0.005	
F _m	Mounting force			19		26	kN
T _{vj}	Junction temperature			-40		125	°C
T _{stg}	Stored temperature			-40		140	°C
W _t	Weight				440		g
Outline	KT50cT						

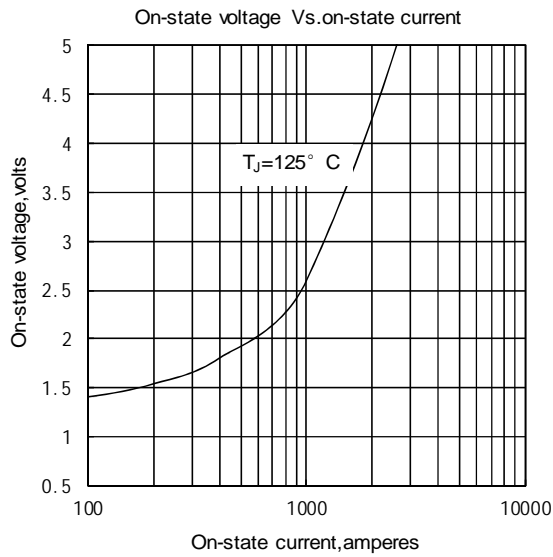


Fig.1

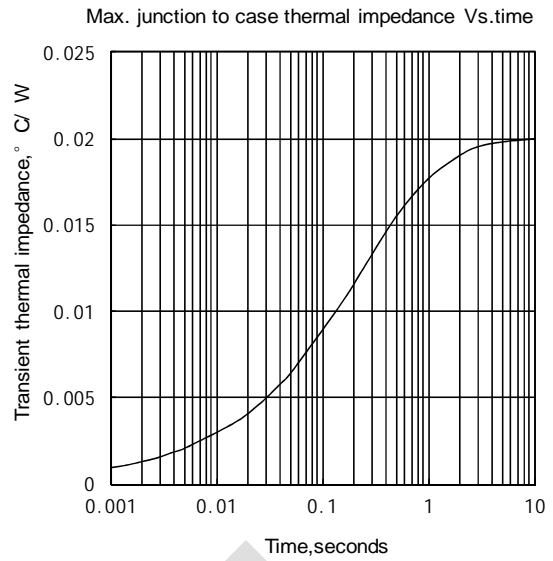


Fig.2

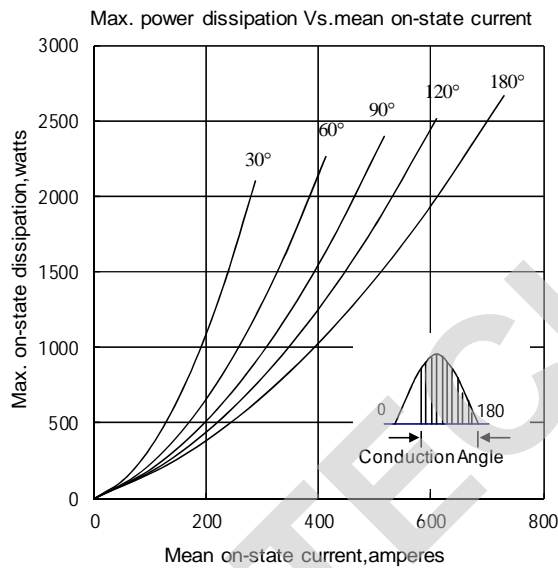


Fig.3

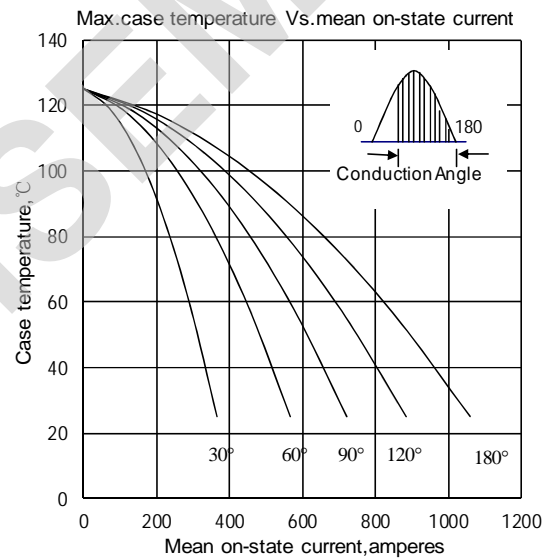


Fig.4

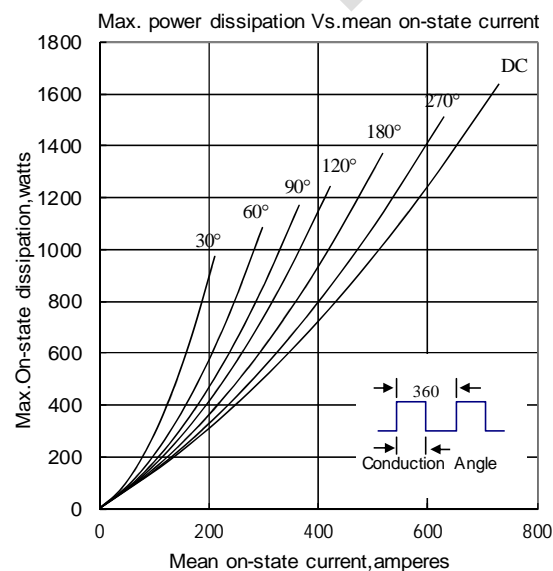


Fig.5

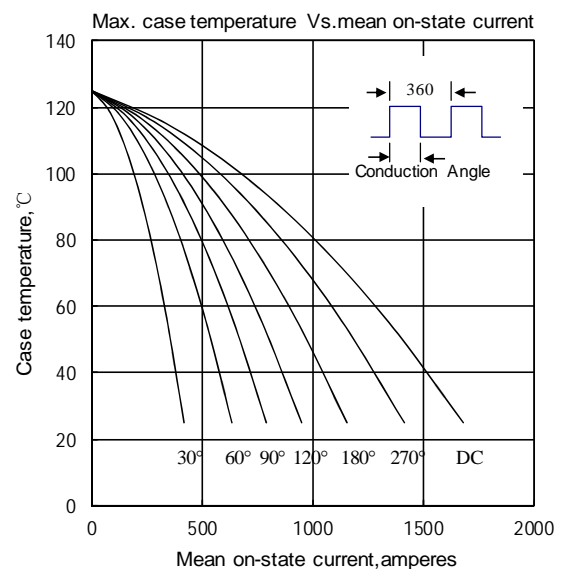


Fig.6

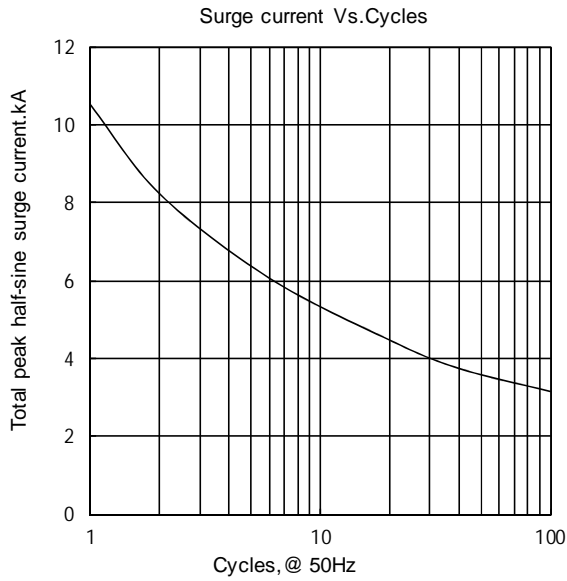


Fig.7

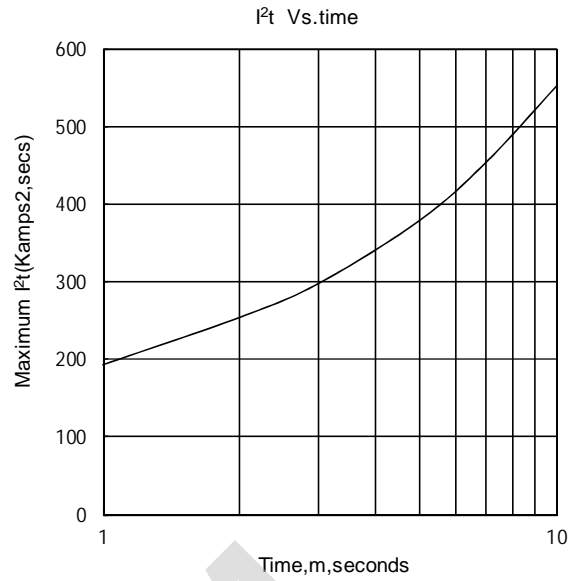


Fig.8

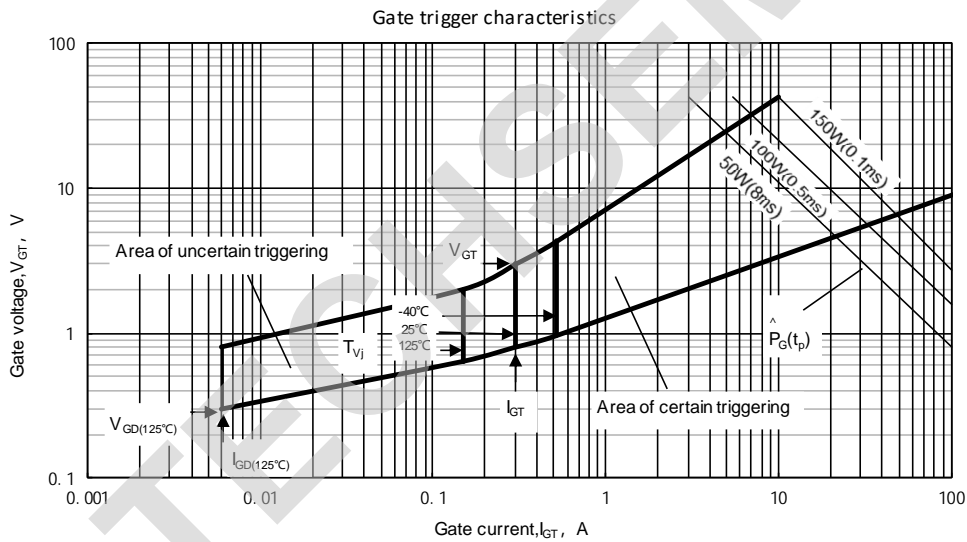
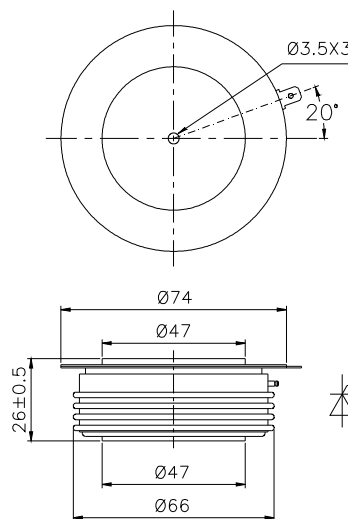


Fig.9

Outline:



TECHSEM reserves the right to change specifications without notice.